

HIPOTEKARNA BANKA A.D., PODGORICA
FINANCIAL STATEMENTS FOR THE YEAR
ENDED 31 DECEMBER 2012

CONTENTS

	Page
Independent Auditor's Report	1 - 2
Income Statement for the year ended 31 December 2012	3
Balance Sheet as of 31 December 2012	4
Statement of Changes in Equity for the year ended 31 December 2012	5
Cash Flow Statement for the year ended 31 December 2012	6
Notes to the Financial Statements	7 - 39
Analysis to the Financial Statements	40 - 51
Report in summary form	52 - 56

*This is English translation of the Report
originally issued in Montenegrin language
(For management purposes only)*

INDEPENDENT AUDITOR'S REPORT

TO THE OWNERS OF HIPOTEKARNA BANKA A.D., PODGORICA

Report on Financial Statements

We have audited the accompanying financial statements of Hipotekarna banka A.D., Podgorica (hereinafter: the Bank), which comprise the balance sheet as at 31 December 2012 and the income statement, statement of changes in equity and cash flow statement for the year then ended, and a summary of significant accounting policies and other explanatory notes.

Management's Responsibility for the Financial Statements

Management is responsible for the preparation and fair presentation of these financial statements in accordance with the Law on Accounting and Auditing and the regulations of the Central Bank of Montenegro governing financial reporting of banks, and for such internal control as management determines is necessary to enable the preparation of financial statements that are free from material misstatement, whether due to fraud or error.

Auditor's Responsibility

Our responsibility is to express an opinion on these financial statements based on our audit. We conducted our audit in accordance with International Standards on Auditing. Those standards require that we comply with ethical requirements and plan and perform the audit to obtain reasonable assurance about whether the financial statements are free from material misstatement.

An audit involves performing procedures to obtain audit evidence about the amounts and disclosures in the financial statements. The procedures selected depend on the auditor's judgment, including the assessment of the risks of material misstatement of the financial statements, whether due to fraud or error. In making those risk assessments, the auditor considers internal control relevant to the entity's preparation and fair presentation of the financial statements in order to design audit procedures that are appropriate in the circumstances, but not for the purpose of expressing an opinion on the effectiveness of the entity's internal control. An audit also includes evaluating the appropriateness of accounting policies used and the reasonableness of accounting estimates made by management, as well as evaluating the overall presentation of the financial statements.

We believe that the audit evidence we have obtained is sufficient and appropriate to provide a basis for our audit opinion.

Opinion

In our opinion, the financial statements give a true and fair view of the financial position of the Bank as at 31 December 2012 and of its financial performance and its cash flows for the year then ended in accordance with the Law on Accounting and Auditing and the regulations of the Central Bank of Montenegro governing financial reporting of banks.

Report on Other Legal and Regulatory Requirements

In accordance with the Law on Accounting and Auditing and the regulations of the Central Bank of Montenegro governing financial reporting of banks, the Bank's management has prepared analyses to the financial statements. Information presented in these analyses to the financial statements does not form an integral part of the financial statements of the Bank. This information is the responsibility of the Bank's management. This information has been properly derived from the primary financial statements which were prepared in accordance with the Law on Accounting and Auditing and the regulations of the Central Bank of Montenegro governing financial reporting of banks as presented on pages 3 - 6, and are based on the underlying accounting records of the Bank.

Podgorica, 23 April 2013

Ernst & Young Montenegro d.o.o.
Podgorica, Crna Gora

Stephen Fish
Partner




Danijela Dimovski
Authorized auditor



INCOME STATEMENT FOR THE YEAR ENDED 31 DECEMBER 2012

In thousands of EUR	Notes	2012	2011
Interest income	3.1, 4a	11,915	11,405
Interest expenses	3.1, 4b	(4,312)	(3,873)
Net interest income		7,603	7,532
Provision expenses	3.6, 5	(1,651)	(2,160)
Net income		5,952	5,372
Fee and commission income	3.1, 6a	4,045	3,817
Fee and commission expenses	3.1, 6b	(751)	(645)
Net fee and commission income		3,294	3,172
NET INTEREST, FEE AND COMMISSION INCOME		9,246	8,544
Other income, net	7	684	511
General expenses	8	(8,201)	(7,379)
NET INCOME BEFORE EXTRAORDINARY ITEMS		1,729	1,676
Extraordinary income		81	27
Extraordinary expenses		(17)	(13)
Net extraordinary income		64	14
PROFIT BEFORE TAX	9b	1,793	1,690
Income taxes	3.3, 9a	(176)	(168)
NET PROFIT FOR THE YEAR		1,617	1,522

The accompanying notes on pages 7 to 39 form an integral part of the Financial Statements.

The Financial Statements are approved by the Management of Hipotekarna banka A.D., Podgorica, as of April 19, 2013 in Podgorica.

Signed on behalf of Hipotekarna Banka A.D. Podgorica:



 Esad Zaimović
 Chief Executive Officer


 Aleksandar Mitrović
 Executive Director of Finance and Informatics


BALANCE SHEET AS OF 31 DECEMBER 2012

In thousands of EUR	Notes	31.12.2012	31.12.2011
ASSETS			
Cash and deposit accounts held with depository institutions	3,4,10	45,516	38,500
Securities available for sale, other than shares		-	26
Loans and leases	11	117,465	113,481
Minus: Loan loss allowances	5	(3,953)	(4,011)
Securities held to maturity	12	6,505	2,569
Factoring and forfeiting		113	9
Receivables in respect of custody operations		36	39
Business premises and other fixed assets	13	1,740	1,950
Repossessed assets	14	575	478
Equity investments in other legal entities	15	248	230
Other assets	16	6,040	2,641
Less: Provision for potential losses from other assets	16	(508)	(319)
Total assets		173,777	155,593
LIABILITIES			
Deposits	17	118,200	97,853
Liabilities in respect of custody operations		932	247
Loans and borrowings	18	21,157	26,887
Liabilities to the Government	19	3,062	2,889
Other liabilities	20	4,731	3,952
Provisions for potential losses on off-balance sheet exposures	21	954	675
Total liabilities		149,036	132,503
EQUITY			
Share capital	22	16,006	16,006
Share premium		7,444	7,444
Revaluation reserves		(20)	(54)
Retained earnings / Accumulated loss		1,311	(306)
Total equity		24,741	23,090
Total liabilities and equity		173,777	155,593
OFF-BALANCE SHEET ITEMS	24	489,411	388,819

The accompanying notes on pages 7 to 39 form an integral part of the Financial Statements.

The Financial Statements are approved by the Management of Hipotekarna banka A.D., Podgorica, as of April 19, 2013 in Podgorica.

Signed on behalf of Hipotekarna Banka A.D. Podgorica:


Esad Zaimović
Chief Executive Officer


Aleksandar Mitrović
Executive Director of Finance and Informatics

Translation of the financial statements issued in Montenegrin language


STATEMENT OF CHANGES IN EQUITY FOR THE YEAR ENDED 31 DECEMBER 2012


In thousands of EUR	Share capital	Share premium	Revaluation reserves	Retained earnings/Unco vered loss loss	Total
Balance, 1 January 2011	16,006	7,444	1	(1,828)	21,623
Fair value adjustments of securities available for sale	-	-	(55)	-	(55)
Profit for the year	-	-	-	1,522	1,522
Balance, 31 December 2011	16,006	7,444	(54)	(306)	23,090
Balance, 1 January 2012	16,006	7,444	(54)	(306)	23,090
Fair value adjustments of securities available for sale	-	-	34	-	34
Profit for the year	-	-	-	1,617	1,617
Balance, 31 December 2012	16,006	7,444	(20)	1,311	24,741

The accompanying notes on pages 7 to 39 form an integral part of the Financial Statements.

The Financial Statements are approved by the Management of Hipotekarna banka A.D., Podgorica, as of April 19, 2013 in Podgorica.

Signed on behalf of Hipotekarna Banka A.D. Podgorica:


 Esad Zaimović
 Chief Executive Officer


 Aleksandar Mitrović
 Executive Director of Finance and Informatics


CASH FLOW STATEMENT FOR THE YEAR ENDED 31 DECEMBER 2012


In thousands of EUR	Notes	2012	2011
CASH FLOWS FROM OPERATING ACTIVITIES			
Interest, fees and commissions received		15,956	16,406
Other proceeds		4	22
Interest and commission paid		(4,776)	(4,610)
Cash paid to employees and suppliers		(8,060)	(8,676)
Net cash inflow before changes in operating assets and liabilities		3,124	3,142
Changes in operating assets and liabilities			
Increase in placements to customers, net		(2,853)	(12,112)
(Increase) / decrease in other assets, net		(2,777)	230
Inflow from custody operations		685	139
Increase in deposits from customers		20,347	12,720
(Decrease) / increase in other liabilities		(1,816)	306
Net cash inflow from operating activities		16,710	4,425
CASH FLOWS FROM INVESTING ACTIVITIES			
Purchase of equipment and intangible assets		(660)	(918)
Net cash outflow from investing activities		(660)	(918)
CASH FLOWS FROM FINANCING ACTIVITIES			
(Outflow) / inflow from loans and borrowings		(5,557)	12,060
Inflow/(Outflow) from purchase and sale of securities, net		21	(163)
Outflow from securities held to maturity, net		(3,778)	(1,437)
Net cash (outflow)/ inflow from financing activities		(9,314)	10,460
Effects of foreign exchange gains and losses		280	286
Net increase in cash and cash equivalents		7,016	14,253
Cash and cash equivalents, beginning of year		38,500	24,247
Cash and cash equivalents, end of year		45,516	38,500
Components of cash and cash equivalents:			
Cash and deposit accounts held with depository institutions	3.4, 10	45,516	38,500
		45,516	38,500

The accompanying notes on pages 7 to 39 form an integral part of the Financial Statements.

The Financial Statements are approved by the Management of Hipotekarna banka A.D., Podgorica, as of April 19, 2013 in Podgorica.

Signed on behalf of Hipotekarna Banka A.D. Podgorica:


 Esad Zaimović
 Chief Executive Officer


 Aleksandar Mitrović
 Executive Director of Finance and Informatics

Translation of the financial statements issued in Montenegrin language

NOTES TO FINANCIAL STATEMENTS

1. FOUNDATION AND BUSINESS ACTIVITY

Hipotekarna banka A.D. Podgorica (hereinafter: the "Bank") was registered in 1995 as a shareholding company. The Bank is registered at the Central Registry of the Commercial Court under number 4-0004632. The Bank is included in the Register of Security Issuers maintained by the Securities Commission under the number 3 (Decision number 02/3-1/2-01). The Bank received an operating license from the Central Bank of Montenegro; pursuant to the Decision number 0101-75/1-2002 dated December 18, 2002.

In accordance with Law on Banks, Founding Agreement, Statute and Decision of the Central Bank of Montenegro, the Bank performs depositary and crediting operations for its own account. In addition to the above, the Bank performs the following activities:

- issuance of guarantees and undertaking other off-balance sheet liabilities,
- purchase, sale and collection of receivables (factoring, forfeiting etc.),
- issuance, processing and recording of payment instruments,
- payment transactions, and clearing and settlement transactions services abroad, in accordance with legal requirements regulating payment transfers,
- finance leases,
- operations involving securities, in accordance with the relevant regulations,
- trading on its own behalf and for its own account or for the account of a third party:
 - a) foreign currency trade, including exchange operations,
 - b) financial derivatives,
- depo transactions,
- performing of analysis and advising on creditworthiness of legal entities and entrepreneurs and other issues related to business operations,
- rental of safety deposit boxes,
- other banking activities, additional banking activities and activities directly related to the Bank's operations, in accordance with the Statute.

The Bank's management bodies include: the Shareholders Assembly and the Board of Directors. The Board of Directors has two permanent bodies: Audit Committee and Credit Risk Management Committee. The members of the Board of Directors are elected by the Bank's Shareholders Assembly. The Board of Directors has 7 (seven) members the majority of which are not the Bank's employees.

The Bank is domiciled in the city of Podgorica, at 67 Josipa Broza Tita Street. At December 31, 2012, the Bank had 166 employees (December 31, 2011: 163 employees).

NOTES TO FINANCIAL STATEMENTS

2. BASIS OF PREPARATION AND PRESENTATION OF THE FINANCIAL STATEMENTS

2.1. Basis of Preparation and Presentation of the Financial Statements

The Bank maintains its accounting records and prepares its statutory financial statements in conformity with Accounting and Auditing Law of Montenegro ("Official Gazette of Montenegro," no. 69/2005; 80/2008 and 32/2011) and in accordance with the Decision pertaining to the direct application of International Accounting Standards ("IAS") in Montenegro ("Official Gazette of Montenegro," numbered 69/2002). Consequently, the International Financial Reporting Standards (IFRS) are effective at the date of preparation of the financial statements for the period commencing on January 1, 2003.

The financial statements are presented in the format specified by the Central Bank of Montenegro, which in some parts differ from the presentation of certain amounts as provided in MRS1 "Presentation of Financial Statements."

The accounting policies adopted in the preparation and presentation of the financial statements for the year ended December 31, 2012 differ from the IFRS requirements in respect to the calculation of allowances for the impairment of financial instruments and in respect of disclosures of financial instruments in accordance with IFRS 7 "Financial Instruments: Disclosures." The Bank calculates the amount of allowance for impairment of financial instruments in accordance with the applicable Regulations of the Central Bank of Montenegro (Note 3.7.). Such a policy might result in significant departures from the amounts which would be determined, had the allowances for impairment of financial instruments been estimated based on discounted expected future cash flows by applying the original effective interest rate, as required by IAS 39, "Financial Instruments: Recognition and Measurement." In addition, the Bank suspends the calculation of interest on loans classified in category C, D and E ("non-performing assets" in accordance with the Decision of the Central Bank of minimum standards for credit risk management in banks; "Official Gazette of Montenegro," no. 60/2008 and no. 41/2009), where the decision also regulates the risk assets classified in category E to be written off from the balance sheet and be recorded in off balance sheet as "written off loans".

In addition, in accordance with the Law on Accounting and Auditing of Montenegro, IAS and IFRS published by the international Accounting Standards Board should be translated by the appropriate competent authorities of Montenegro who has the right of translation and publication is approved by the International Federation of Accountants (IFAC). So, just IFRS and IAS officially translated, approved and published by the Institute of Certified Accountants of Montenegro can be applied. The last official translation was published on December 31, 2009 and includes only basic text and interpretations and does not include the basis for conclusions, illustrative examples, instructions for use, comments, opinions and other material explanations. Also, the above translation does not contain a translation of Basis of preparation and presentation of financial statements.

Accordingly, and in view of the potentially material effects of the above discrepancies in accounting regulations of Montenegro from IAS and IFRS may have on the fairness of the financial statements, enclosed financial statements may not be treated as financial statements prepared in accordance with IFRS and IAS.

In the preparation of the accompanying financial statements, the Bank has adhered to the accounting policies described in Note 3, which are in conformity with the accounting, banking and tax regulations prevailing in Montenegro.

The official currency in Montenegro and the Bank's functional currency is the Euro (EUR).

NOTES TO FINANCIAL STATEMENTS

2. BASIS OF PREPARATION AND PRESENTATION OF THE FINANCIAL STATEMENTS

2.2. Use of Estimates

The presentation of financial statements requires the Bank's management to make the best possible estimates and reasonable assumptions that affect the value of assets and liabilities, as well as the disclosure of contingent liabilities and receivables as of the date of the preparation of the financial statements, and the income and expenses arising during the accounting period. Estimates and judgments relate to historical experience and other factors, including the expectations in respect to future events believed to be reasonable in the given circumstances, where the results provide good ground for the estimated carrying value of assets and liabilities that cannot be clearly derived from other sources. These estimations and assumptions are based on information available as of the financial statements' preparation date. However the Bank's operating results may vary from the estimated values. The most significant estimates and assumptions are made on the following balance positions:

- Provisions on loans and interest
- Provisions for deposits with other banks
- Provisions for permanent investments
- Provisions for off balance sheet items
- Provisions for severance payments
- Provisions for litigations
- The fair value of securities available for sale
- The useful life of intangible assets, property and equipment

NOTES TO FINANCIAL STATEMENTS**3. SUMMARY OF SIGNIFICANT ACCOUNTING POLICIES****3.1. Interest, Fee and Commission Income and Expense Recognition**

Interest income and interest expense are recognized in the income statement for all instruments at amortized cost using the effective interest rate method. The effective interest rate method is a method of calculating the amortized cost of a financial asset or financial liability and allocating interest income or interest expense over the relevant period. The effective interest rate is the rate that discounts estimated future cash payments or receipts through the expected life of the financial instrument or, where appropriate, a shorter period to the present value of financial assets or financial liabilities. When calculating the effective interest rate, the Bank estimates cash flows considering all contractual terms of financial instrument (e.g. prepayment options) but does not consider future credit losses arising from credit risk. The calculation includes all fees and commissions paid or received between parties to the contract that are an integral part of the effective interest rate, transaction costs and all other premiums or discounts.

Fee income for loans, guarantees and other forms of collaterals, as well as fees and expenses charged to the Bank in respect of loans received, in accordance with IAS 18 - "Revenue" and IAS 39 - "Financial Instruments: Recognition and Measurement" are considered an integral part of an ongoing involvement with the resulting financial instruments, which is deferred and recognized as an adjustment of income based on a straight line basis. Fees for unused lines of credit are deferred (together with related direct cost) and recognized as an adjustment to the effective interest rate for the loan.

Income from fees and commissions for other banking services (payment transactions, custody services, card transactions) are generally recognized on accrual basis in the period when the services are performed.

3.2. Foreign Exchange Translation

Transactions denominated in foreign currencies are translated into EUR at the official exchange rates prevailing on the Interbank Market, at the date of each transaction. Assets and liabilities denominated in foreign currencies are translated into EUR by applying the official exchange rates, as determined on the Interbank Market that are prevailing at the balance sheet date.

Net foreign exchange gains or losses arising upon the translation of transactions denominated in foreign currencies, and the assets and liabilities denominated in foreign currencies are credited or charged to the Income statement, as gains or losses due foreign exchange differences. Commitments and contingent liabilities denominated in foreign currencies are translated into EUR by applying the official exchange rates prevailing on the Interbank Market, at the balance sheet date.

3.3. Taxes and Contributions**Income Taxes*****Current Income Taxes***

Income taxes are calculated and paid in conformity with the income tax regulations defined by Article 28 of Montenegro Tax Law ("Official Gazette of Montenegro," no. 80/2004, 40/2008, 86/2009, 73/2010 and 40/2011) as per the effective proportional tax rate of 9% on taxable income.

A taxpaying entity's taxable income is determined based upon the income stated in its statutory statements of income following certain adjustments to its income and expenses performed in accordance with Montenegro Tax Law (Articles 8 and 9, regarding the adjustment of income and Articles 10 to 20 pertaining to the adjustment of expenses).

Capital losses may be set off against capital gains earned in the same year. In case there are outstanding capital losses even after the set-off of capital losses against capital gains earned in the same year, these outstanding losses are available for carry-forward in the following 5 years.

NOTES TO FINANCIAL STATEMENTS

3. SUMMARY OF SIGNIFICANT ACCOUNTING POLICIES (continued)

3.3. Taxes and Contributions (continued)

Income Taxes (continued)

Current Income Taxes (continued)

Montenegro tax regulations do not envisage any tax losses of the current period to be used to recover taxes paid within a specific carry back period. However, any current year losses reported in the annual corporate income tax returns may be carried forward and used to reduce or eliminate taxes to be paid in future accounting periods, but only for an following period of a maximum five years.

Deferred Income Taxes

Deferred income tax is determined using the balance sheet liability method, for the temporary differences arising between the tax bases of assets and liabilities, and their carrying values in the financial statements. The currently-enacted tax rates at the balance sheet date are used to determine the deferred income tax amount. Deferred tax liabilities are recognized for all taxable temporary differences. Deferred tax assets are recognized for the deductible temporary differences, tax losses and credits available for carry forward, to the extent that it is probable that future taxable profit will be available against which deferred tax assets may be utilized.

Taxes, Contributions and Other duties not related to operating results

Taxes, contributions and other duties that are not related to the Banks's operating results, include property taxes, employer contributions on salaries, and various other taxes and contributions paid pursuant to the Republic and municipal regulations.

3.4. Cash and Cash Equivalents

For purposes of the cash flow statement, "Cash and cash equivalents" include cash and balances on the current accounts held with the Central Bank of Montenegro, including the obligatory reserve, and balances held on the accounts of other banks in the country and abroad.

3.5. Available-for-Sale Securities

Securities available for sale include equity instruments of other entities and debt securities.

When not able to determine market value, equity investments are recognized at cost that management considers closest to fair value.

Subsequent to initial recognition, securities available for sale are stated at fair value. The fair value of securities quoted on the stock exchange is based on their asking prices. Unrealized gains and losses from securities available for sale are recorded within revaluation reserves, until such security is sold, collected or realized in any other way or until such security has been impaired. Upon the disposal of securities available for sale or when their value has been impaired, the accumulated fair value adjustments recognized within equity and recorded in the income statement.

Interest income on debt securities is calculated and recognized on a monthly basis.

Dividends from securities available for sale are recognized in the income statement when the right to such receivable has been established.

NOTES TO FINANCIAL STATEMENTS

3. SUMMARY OF SIGNIFICANT ACCOUNTING POLICIES (continued)

3.6. Loans

Loans originated by the Bank are recorded in books at the moment of the transfer of funds to the loan beneficiary.

Loans originated by the Bank are stated in the balance sheet in the amount of placement originally approved less net of principal repaid and an allowance for impairment which is based on an evaluation using the methodology specified by the Central Bank of Montenegro (Note 3.7).

3.7. Allowances for Impairment and Provisions for Potential Losses

The Decision issued by Central Bank of Montenegro regarding to minimal standards for managing credit risk in banks ("Official Gazette of Montenegro," number 60/2008 and 41/2009) i.e. in accordance with Decision on temporary measures for managing credit risk in banks ("Official Gazette of Montenegro," number 64/2009, 87/2009, 66/2010 and 70/2010) set forth the following: elements of credit risk management, minimum criteria and manner of classifying assets and off-balance sheet items which render the Bank susceptible to credit risk, manner of calculation and suspension of unpaid interest, manner of determining the minimum provisions for potential losses contingent on the Bank's exposure to credit risk. The Bank's risk-weighted assets, within the meaning of this Decision, are comprised of loans, interest, fees and commission, lease receivables, deposits with banks, advances and all other items included in the balance sheet exposing the Bank to default risk, as well as guarantees issued, other sureties, effectuated letters of credit and approved, but undrawn loan facilities, as well as all other off-balance sheet items comprising the Bank's contingent liabilities.

Pursuant to the aforementioned Decision, loans and other risk-weighted assets are classified into the following categories:

- A category ("Pass") - including assets assessed as collectible in full and as agreed;
- B category ("Special Mention") -including items for which there is low probability of loss, but which, still the same, require special attention, as potential risk, if not adequately monitored, could diminish collectability;
- C category ("Substandard assets") - with C1, C2 and C3 subcategories for which there is high probability of loss, due to the clearly identified collectability issues;
- D category ("Doubtful assets") - including items the collection of which is, given the creditworthiness of loan beneficiaries, quality of collaterals, highly unlikely;
- E category ("Loss") - including the items which are uncollectible in full, or will be collectible in an insignificant amount.

The estimated amount of provision for potential losses is not computed for the Bank's placements classified in the category A. The estimated reserve for potential losses is calculated as 3% of the placements classified in category B, from 15% to 50% to the placements classified into category C, 75% to the placements of category D, and 100% of the placements under category E.

NOTES TO FINANCIAL STATEMENTS

3. SUMMARY OF SIGNIFICANT ACCOUNTING POLICIES (continued)

3.7. Allowances for Impairment and Provisions for Potential Losses (continued)

Moreover, as in accordance with the provisions of the aforementioned regulation, the Bank is obliged to suspend any accrued, uncollected interest and should terminate any further accruals of interest on its non-performing assets, with the exception of the non-performing assets that are secured by quality collateral and are in the process of collection, to the extent that such asset recoveries are anticipated within a reasonable period of time (generally defined as not exceeding three months). Following the suspension of interest accruals on non-performing assets, the Bank remains under an obligation to record the subsequent, matured interest on the same basis, on its off-balance sheet records and upon classification, designates the accrued income into E category. The Decision further prescribes that the assets bearing credit risk classified under E category should be written off from the balance sheet exposure and be recorded as off-balance items under "Loans written off".

Pursuant to the Decision, provision for potential losses contingent on assets is calculated based on the carrying value net of any deductible items of collaterals based on:

- Monetary deposits,
- Irrevocable guarantees of the Government of Montenegro and
- Irrevocable guarantees of the countries or central banks of the OECD member countries, the banks with credit rating at least A+ pursuant to the ratings of the agency Standard & Poor's, i.e., any equivalent rating of other internationally accredited rating agencies and legal entities whose business operations are under the control of the Central Bank of Montenegro.

In accordance with amendments to the aforementioned decisions on minimum standards for credit risk management in banks, the Bank has applied the following percentages and days of delay by risk categories:

Risk category	As at December 31, 2012		As at December 31, 2011	
	% reserves	Days of delay	% reserves	Days of delay
A	-	<30	-	<30
B	3	31-90	3	31-60
C1	15	91-150	15	91-150
C2	30	151-210	30	151-210
C3	50	211-270	50	211-270
D	75	271-365	75	271-365
E	100	>365	100	>365

3.8. Held to maturity investments

Held to maturity investments are non-derivative financial assets with fixed or determinable payments and fixed maturity that an entity has the positive intention and ability to hold to maturity. In case the Bank sells a significant amount of held to maturity investments, the entire category is reclassified as available for sale.

After initial recognition, securities held to maturity are recorded at amortized cost using the effective interest method less any allowance or loss on impairment. Amortized value is calculated by taking into account any discount or premium on acquisition, over the period of maturity.

Income from interest expense on these instruments is calculated using the effective interest rate and showing within interest income.

NOTES TO FINANCIAL STATEMENTS

3. SUMMARY OF SIGNIFICANT ACCOUNTING POLICIES (continued)

3.9. Business premises, other fixed assets and intangible assets

Business premises and other fixed assets are those assets whose useful life is more than one year. Business premises, other property, equipment and intangible assets at December 31, 2012 are stated at cost less accumulated depreciation and/or amortization. Cost represents the invoiced prices by suppliers together with all costs incurred in bringing the respective asset to the location and condition necessary for its intended use.

Additional costs: costs of replacing equipment parts (installation of new spare parts), the cost of repairs and general repair of business premises are recognized as increase of present value of business premises i.e. equipment, if inflow of future economic benefits is probable and if the costs could be reliably estimated.

The costs arising from maintenance of equipment: replacement and installation of small spare parts and supplies, as well as the costs of everyday repairs are considered expense when incurred.

Losses or gains incurred on sale or disposal of business premises and equipment are determined as the difference between the sale price and current value of business premises and equipment, and recognized in income statement over the period in which the sale or disposal occurred.

Intangible assets consist of software and licenses. Intangible assets acquired are capitalized at cost. Subsequent measurement of intangible assets is at cost, less accumulated depreciation and eventual impairment.

Costs that could be directly matched with certain software and will generate economic benefits for a period longer than one year are recorded as intangible assets. Maintenance and development of computer software are recorded as an expense as incurred.

Depreciation is provided for on a straight-line basis to the cost of business premises and other fixed assets in order to write them off over their expected useful lives. Depreciation is calculated using the following prescribed annual rates:

Items	<u>Depreciation rate (%)</u>	<u>Rate recognized in taxable income (%)</u>
Buildings	2.00	5.00
Motor vehicles	15.00	15.00
Furniture and equipment	15.00 - 20.00	20.00
Computer equipment	33.33	30.00
Software	20	30.00

In accordance with Article 13 of the Income Tax Law ("Official Gazette of Montenegro" nos. 65/2001, 12/2002 and 80/2004, "Official Gazette of Montenegro", no. 40/2008, 86/2009, 73/2010 and 40/2011) the method of calculating depreciation for tax purposes is different from the method of calculating depreciation for accounting purposes. The depreciation of buildings for tax purposes is calculated using the proportional method, while all other items, amortization of other fixed assets worth more than EUR 300, including the applications software, is calculated using digressive method for the entire year, regardless of the activation date.

The calculation of depreciation of business premises and other fixed assets commences when an asset is placed into use.

NOTES TO FINANCIAL STATEMENTS

3. SUMMARY OF SIGNIFICANT ACCOUNTING POLICIES (continued)

3.10. Equity

The Bank's equity includes share capital, share premium, the Bank's reserves, as well as retained earnings (accumulated loss).

The shareholders equity of the Bank includes assets invested by the founders and shareholders of the Bank in the pecuniary or non-pecuniary form. The Law on Securities sets forth that securities are dematerialized and exist in an electronic form in the system of the Central Depository Agency. The excerpt obtained from the Registry of the Central Depository Agency is the only and exclusive proof of ownership over securities.

Bank's own funds, in accordance with the Decision on capital adequacy ratio (Official Gazette of Montenegro no. 38/11) are:

- 1) the basic elements of its own funds, which are included in the calculation of capital;
- 2) additional elements of its own funds, which are included in the calculation of supplementary capital I, and
- 3) an additional element of its own funds, which are included in supplementary capital II.

The basic elements of own funds of a bank are:

- 1) paid up share capital at nominal value, excluding cumulative preferred shares;
- 2) share premium paid;
- 3) reserves that are formed at the expense of its profit after tax (legal, statutory and other reserves);
- 4) Retained earnings from previous years;
- 5) profit in the current year for which the meeting of shareholders decided to be included in the capital;
- 6) capital gain on the sale and purchase of own shares.

Additional elements of the bank's own funds which are included in supplementary capital I have:

- 1) the nominal amount of cumulative preferred stock;
- 2) the amount of general reserves, up to 1.25% of total risk weighted assets;
- 3) subordinated debt, for which the conditions provided for are in this Decision;
- 4) hybrid instruments for which the conditions provided for are in this Decision;
- 5) the revaluation surplus.

Subordinated debt for which the conditions provided for by this Decision may be treated as an additional element of its own funds to be included in bank's supplementary capital II, if:

- 1) the debt is fully paid;
- 2) Bank does not guarantee the repayment of debt in any form;
- 3) in the event of bankruptcy or liquidation, subordinated debt and other obligations shall be paid only after payment obligations to other creditors;
- 4) the contract contains a clause prohibiting the payment of principal and interest, even after the maturity of debt, if the payment of the amount of own funds falls below the prescribed level;
- 5) the maturities of long term pre-determined, is longer than two years and may not be repayable before the agreed maturity date;
- 6) subordinated debt is a written agreement signed by the conditions in points. 2-5 of this article contains a note that subordinated debt cannot be considered a deposit.

NOTES TO FINANCIAL STATEMENTS

3. SUMMARY OF SIGNIFICANT ACCOUNTING POLICIES (continued)

3.11. Employee benefits

Employee taxes and contributions for social security

Pursuant to the regulations effective in Montenegro, the Bank has an obligation to pay contributions to various state social security funds. These obligations involve the payment of contributions on behalf of an employee, by the employer, in an amount calculated by applying the specific, legally-prescribed rates. The Bank is also legally obligated to withhold contributions from gross salaries to employees, and on their behalf to transfer the withheld portions directly to the appropriate government funds. These contributions payable on behalf of the employee and employer are charged to expenses in the period in which they arise.

Retirement benefits or other long-term employee benefits

In accordance with the Industry related Collective Agreement, the Bank is under obligation to pay retirement benefits to an employee upon his/her regular retirement in the amount of 6 net average salaries earned by the Bank's employees in the month in which payment is made. The Bank's financial statements as of and for the year ended December 31, 2012 include provisions calculated by an independent certified actuary, based on the estimated present value of assets to be used for retirement benefits payable to employees after vesting period.

3.13. Fair Value

In accordance with International Financial Reporting Standards, the fair value of financial assets and liabilities should be disclosed in the Notes to the Financial Statements. For these purposes, the fair value is defined as an amount at which an asset can be exchanged, or a liability settled, between knowledgeable willing parties in an arm's-length transaction. The Bank should disclose the fair value information of those components of assets and liabilities for which published market information is readily available, and for which their fair value is materially different from their recorded amounts.

In Montenegro, sufficient market experience, stability and liquidity for purchase and sale of financial assets and liabilities and other financial instruments does not exist and for which published market information are not continuously and readily available. Fair value cannot readily be determined in the absence of active capital and financial markets, as generally required under the provisions of IFRS/IAS. In the opinion of the Bank's management, the reported carrying amounts are the most valid and useful reporting values under the present market conditions in accordance with the accounting regulations of Montenegro and regulations of the Central Bank of Montenegro governing the financial reporting in banks.

NOTES TO FINANCIAL STATEMENTS

4. INTEREST INCOME AND EXPENSE

a) Interest Income

In thousands of EUR	<u>2012</u>	<u>2011</u>
Deposits with:		
- foreign banks	83	86
- Central bank of Montenegro	16	13
	<u>99</u>	<u>99</u>
Loans to:		
- corporate customers	8,632	8,109
- retail customers	3,182	3,195
	<u>11,814</u>	<u>11,304</u>
Other interest income	<u>2</u>	<u>2</u>
Total	<u>11,915</u>	<u>11,405</u>

b) Interest Expenses

In thousands of EUR	<u>2012</u>	<u>2011</u>
Deposits with:		
- financial institutions	264	565
- state organisation	31	40
- corporate customers	828	777
- retail customers	2,087	1,451
- other	72	132
	<u>3,282</u>	<u>2,965</u>
Loans and other borrowings		
- financial institutions	967	840
- state organisation	63	68
	<u>1,030</u>	<u>908</u>
Total	<u>4,312</u>	<u>3,873</u>

5. PROVISION EXPENSE

a) Charge for the year

In thousands of EUR	<u>2012</u>	<u>2011</u>
Net, provisions / (reversal of provisions):		
- loans and leases	1,074	1,846
- interest receivables	198	232
- country risk	(11)	(40)
- other receivables from debtor who has started a process of reorganization	19	(126)
- other receivables and bank overdraft accounts of legal entities, deposits with ino banks	79	(4)
- employee benefits (note 20)	13	9
- off-balance sheet items	279	160
- operating risk	-	83
Total	<u>1,651</u>	<u>2,160</u>

NOTES TO FINANCIAL STATEMENTS

5. PROVISIONS FOR LOSSES (continued)

b) Movements on the accounts of allowance for impairment of bad debts and provisions

In thousands of EUR	Loans and leases (note 11)	Interest (note 16)	Country risk (note 16)	Other receivables from the debtor who has started a process of reorganization (note 16)	Reposessed assets (note 16)	Other receivables and bank overdraft accounts of legal entities (note 16)	Operating risk (note 21)	Off-balance sheet items (note 21)	Total
Balance, January 1, 2011	2,657	10	54	135	268	18	279	215	3,636
Charge for the year	1,846	232	-	-	-	5	83	160	2,326
Reversal of provisions	-	-	(40)	(126)	(8)	-	-	-	(174)
Provisions used	-	-	-	-	-	-	(62)	-	(62)
Transfer to off-balance sheet items	(492)	(229)	-	-	-	-	-	-	(721)
Balance, December 31, 2011	4,011	13	14	9	260	23	300	375	5,005
Charge for the year	1,074	198	-	19	92	86	-	279	1,747
Reversal of provisions	-	-	(11)	-	-	(7)	-	-	(18)
Provisions used	-	-	-	-	-	-	-	-	-
Transfer to/from off-balance sheet items	(1,132)	(188)	-	-	-	-	-	-	(1,320)
Balance, December 31, 2012	3,953	23	3	28	352	102	300	654	5,415

NOTES TO THE FINANCIAL STATEMENTS

6. FEE AND COMMISSION INCOME AND EXPENSE

a) Fee and Commission Income

In thousands of EUR	2012	2011
Loan origination fees	778	838
Fee and commission income from off-balance-sheet operations	554	511
Fee and commission income from payment transfers	1,711	1,669
Fee and commission income from custody services	28	22
Fee and commission income from credit card operations	472	235
Other fee and commission income	502	542
Total	4,045	3,817

b) Fee and Commission Expenses

In thousands of EUR	2012	2011
Fees and commissions payable to the Central Bank	199	179
Fee and commission expense from other banks	85	73
Fee and commission for deposit insurance	368	313
Other fee and commission expense	99	80
Total	751	645

7. OTHER INCOME, NET

In thousands of EUR	2012	2011
Net gains on unrealized and realized foreign exchange differences, net	281	286
Collected receivables previously written off	233	132
Income from securities trading	136	71
Miscellaneous income	34	22
Total	684	511

NOTES TO THE FINANCIAL STATEMENTS

8. GENERAL EXPENSES

In thousands of EUR	2012	2011
Net salaries	2,007	1,861
Non-monetary employee benefits	149	-
Taxes and contributions on salaries	1,438	1,320
Meals and travel expenses for employees	32	31
Remunerations to the members of the Board of Directors and Audit Committee	96	78
Severance payments for voluntary leave	7	18
Processing center services expenses	111	62
Business travel expenses	102	74
Representation expenses	129	106
Rentals	810	850
Maintenance of property and equipment	427	336
Depreciation and amortization charge:		
- property, plant and equipment (note 13)	568	483
- intangible assets (note 16)	236	287
Security expenses	345	287
Insurance expenses	56	47
Taxes	18	29
Advertising	336	204
Professional services costs	305	267
CDA and brokerage services costs	6	19
Telecommunication and postage	221	207
Electricity, fuel and water charges	61	62
Office material	127	127
Temporary engagement compensations	21	25
Sponsorship	80	148
Write-off expenses for bad debt receivables	8	41
Bills of exchange and checks expenses	30	31
Rent expenses for POS terminal	61	6
Taxes and fees of courts and the CB of Montenegro	31	16
Miscellaneous expenses	383	357
Total	8,201	7,379

9. INCOME TAXES

Components of Income Taxes

In thousands of EUR	2012	2011
Current income tax expenses	203	177
Deferred tax income	(27)	(9)
Total	176	168

NOTES TO THE FINANCIAL STATEMENTS

9. INCOME TAXES (continued)

Reconciliation of total amount of income tax stated in the income statement with the amount of profit before tax multiplied by prescribed tax rate is as follows.

In thousands of EUR	<u>2012</u>	<u>2011</u>
Net profit before tax	1,793	1,690
Income tax at the statutory tax rate of 9%	164	152
Tax effect of expenditures not recognized for tax purposes	39	21
Other	<u>(27)</u>	<u>(5)</u>
Tax effects on the income statement	<u><u>176</u></u>	<u><u>168</u></u>
Effective income tax rate	9.67%	9.94%

Deferred Tax Liabilities

Deferred tax assets as at December 31, 2012 in the amount of EUR 10 thousand (Note 16) (December 31, 2011: deferred tax liabilities EUR 21 thousand (Note 20) and deferred tax assets EUR 5 thousand (Note 16)) are associated with the taxable temporary differences arising between the tax base at which business premises and other fixed assets are recognized for tax purposes and the carrying value of such assets in Bank's financial statements.

10. CASH AND DEPOSIT ACCOUNTS HELD WITH DEPOSITORY INSTITUTIONS

In thousands of EUR	<u>31.12.2012</u>	<u>31.12.2011</u>
Cash on hand:		
- in EUR	3,360	1,824
- in foreign currency	305	297
Gyro account	9,644	7,145
Correspondent account with foreign banks	23,928	13,817
Obligatory reserves with the Central Bank of Montenegro	7,057	6,684
Term deposits with foreign banks	584	8,378
Deposit with foreign banks related to letter of credits	380	36
Deposits with domestic banks	<u>258</u>	<u>319</u>
Total	<u><u>45,516</u></u>	<u><u>38,500</u></u>

NOTES TO THE FINANCIAL STATEMENTS

10. CASH AND DEPOSIT ACCOUNTS HELD WITH DEPOSITORY INSTITUTIONS (continued)

An obligatory reserve with the Central Bank of Montenegro as of 31 December 2012 was allocated in accordance with the Decision of the Central Bank of Montenegro on Banks' Required Reserves with the Central Bank of Montenegro (Official Gazette no. 35/2011, 22/2012 and 61/2012).

The obligatory reserve is calculated by applying a rate of 9.5% on the base which consists of demand deposits and deposits with agreed maturity up to one year, or up to 365 days, and the rate of 8.5% on the base comprised of deposits with agreed maturity over one year, or over 365 days. On deposits with agreed maturity over one year with an option clause termination of the deposit within less than one year, or within less than 365 days, the rate of 9.5% is applied.

A calculated required reserve is allocated at the reserve requirement account in the country and/or at the Central Bank of the Montenegro accounts abroad. In accordance with this decision, the Bank may allocate and hold up to 35% of its reserve requirement in Treasury bills issued by Montenegro. The Central Bank pays interest on 15% of reserve requirement allocates at the reserve requirement account in the country and/or at the Central Bank of the Montenegro accounts abroad, with payment due 8 days in the current month for the previous month. Interest is calculated based on EONIA rate (Euro Over Night Index Average) rate minus 10 basis points on annual basis. Required reserves are held in euro.

Correspondent accounts and deposits with foreign banks as of December 31 December 2012 amount to EUR 24,512 thousand (31 December 2011: EUR 22,195 thousand).

As of 31 December 2012, term deposits with foreign banks were EUR 584 thousand and refer to deposits with Master card Europe (USD 400 thousand) and Visa International (USD 370 thousand).

NOTES TO THE FINANCIAL STATEMENTS

11. LOANS AND LEASES

In thousands of EUR	<u>31.12.2012</u>	<u>31.12.2011</u>
Matured loans:		
- state-owned corporate entities	120	206
- privately-owned corporate entities	3,230	1,318
- non-profit organizations	4	11
- retail customers	703	833
- other	356	13
Short-term loans:		
- privately-owned corporate entities	27,994	29,351
- non-profit organizations	956	833
- municipalities (public organisations)	13	34
- corporate entities with majority state-ownership	1,385	1,464
- retail customers	3,705	3,394
- other	-	-
Long-term loans, including current portions:		
- privately-owned corporate entities	49,017	49,520
- corporate entities with majority state-ownership	5,379	5,111
- non-profit organizations	8	5
- retail customers	23,461	20,883
- municipalities (public organisations)	1,134	505
	<u>117,465</u>	<u>113,481</u>
Minus: Allowance for impairment (note 5)	<u>(3,953)</u>	<u>(4,011)</u>
Total	<u>113,512</u>	<u>109,470</u>

Short-term loans to corporate entities with majority state-ownership are approved for working capital purposes and with the maturity from 3 to 12 months, while long-term loans are approved for the period from 12 to 180 months and predominately relate to corporate entities involved in trade, transport, warehousing, postal service, other services, tourism, catering, telecommunications and civil engineering. Short-term loans to corporate entities are mostly approved at an interest rate between 3% and 14% annually (for credit cards rate is up to 20.98%) and the same interest rate is applied to long-term loans. If the customer takes a loan based on 100% deposit collateral, interest rate on deposited amount ranges from 2% - 4%. The interest rate on loans approved to customers whose guarantees are realized is 21% per annum.

Short-term loans to retail customers are approved with maturities from one to twelve months. Long-term loans to retail customers encompass loans for the renovation of housing and business premises, loans for the purchase of consumables and other purposes, approved for the period from 13 months to 20 years, at an interest rate ranging from 0.9% to 1.8% on monthly basis. For loans with 100% deposit collateral interest rate on deposited amount is 2.5%.

The geographic risk concentration within the customer loan portfolio mainly includes customers domiciled in Montenegro and Republic of Croatia.

NOTES TO THE FINANCIAL STATEMENTS

11. LOANS AND LEASES (continued)

The concentration of total gross loans to customers per industry sector is as follows:

In thousands of EUR	31.12.2012	31.12.2011
Agriculture, hunting and fishing	1,311	1,300
Civil engineering	3,262	4,897
Energy and mining	3,550	3,514
Trade	35,495	32,603
Services, tourism, accommodation industry	6,989	5,368
Transport, warehousing, postal services and communication	13,236	14,591
Administration and other public services	1,200	795
Real estate trade	3,460	2,694
Banks and other financial institutions	1,303	1,377
Retail customers	27,868	25,185
Other	19,791	21,157
Total	117,465	113,481

12. SECURITIES HELD-TO-MATURITY

Securities held to maturity as at 31 December 2012 in the amount of EUR 6,505 thousand (31 December 2011: EUR 2,569 thousand) relate to treasury bills of the Government of Montenegro, with maturity of six months from the date of acquisition and with interest rates from 3,35% to 4,75% per annum in the nominal amount of EUR 6,090 thousand and Montenegro employment fund bonds of EUR 482 thousand with maturity 27 July 2017 and interest rate 7% per annum with annually repayments.

NOTES TO THE FINANCIAL STATEMENTS

13. BUSINESS PREMISES AND OTHER FIXED ASSETS

The movements for 2012 and 2011 are shown in the following table:

In thousands of EUR	<u>Buildings</u>	<u>Computer equipment</u>	<u>Other equipment</u>	<u>Construction in progress</u>	<u>Total</u>
Cost					
Balance, January 1, 2011	378	956	1,813	27	3,174
Additions	-	-	-	719	719
Transfers	-	98	682	-	780
Sales and disposals	-	(29)	(248)	(726)	(1,003)
Balance December 31, 2011	378	1,025	2,247	20	3,670
Additions	-	-	-	522	522
Transfer from Construction in progress and purchases	-	77	309	-	386
Transfer to equipment and intangible assets	-	-	-	(387)	(387)
Disposals	(181)	(39)	(39)	-	(259)
Balance December 31, 2012	197	1,063	2,517	155	3,932
Accumulated depreciation					
Balance, January 1, 2011	53	685	694	-	1,432
Charge for the year (note 8)	8	140	335	-	483
Sales and disposals	-	(29)	(166)	-	(195)
Balance December 31, 2011	61	796	863	-	1,720
Charge for the year (note 8)	30	151	387	-	568
Sales	(43)	-	(3)	-	(46)
Disposals	-	(39)	(11)	-	(50)
Balance December 31, 2012	48	908	1,236	-	2,192
Net book value:					
- December 31, 2012	<u>149</u>	<u>155</u>	<u>1,281</u>	<u>155</u>	<u>1,740</u>
- December 31, 2011	<u>317</u>	<u>229</u>	<u>1,384</u>	<u>20</u>	<u>1,950</u>

At December 31, 2012 the Bank has no assets pledged as collateral for repayment of loans and other liabilities.

At 31 December 2012 the Bank has Construction in progress I the amount of EUR 155 thousand. Construction in progress is mainly related to the MasterCard license in the amount of EUR 71 thousand and Visa license in the amount of Eur 36 thousand.

14. REPOSSESSED ASSETS

Repossessed assets as at December 31, 2012 amounted to EUR 575 thousand (December 31, 2011: EUR 478 thousand) and totally relate to repossessed assets that are booked in the amount of total outstanding receivables less impairment recognized. As of 31 December 2012 the Bank has recognized impairment of repossessed assets in the amount of EUR 352 thousand (Notes 5 and 16).

NOTES TO THE FINANCIAL STATEMENTS

15. EQUITY INVESTMENTS IN OTHER LEGAL ENTITIES

In thousands of EUR	<u>31.12.2012</u>	<u>31.12.2011</u>
Investment in banks and other financial institutions:		
- Tržište novca A.D., Beograd	2	2
- S.W.I.F.T. SRL	7	6
	<u>9</u>	<u>8</u>
Investments in companies abroad:		
- Imlek A.D., Beograd	-	34
- Naftna industrija Srbije („NIS“) A.D., Novi Sad - Republic of Serbia	31	28
	<u>31</u>	<u>62</u>
Investments in domestic companies:		
- Bridgemont D.O.O., Podgorica	-	2
- Jugopetrol A.D. Kotor	15	14
- Crnogorski Telekom A.D, Podgorica	169	121
- Zetatrans A.D., Podgorica	2	3
- Prenos A.D., Podgorica	11	7
- Kontejnerski terminal i generalni tereti A.D., Bar	4	4
- Barska plovidba A.D., Bar	1	2
- Fond zajednickih ulaganja Moneta A.D.	-	1
- Autoremont A.D. Kotor	6	6
	<u>208</u>	<u>160</u>
Total	<u>248</u>	<u>230</u>

16. OTHER ASSETS

In thousands of EUR	<u>31.12.2012</u>	<u>31.12.2011</u>
Interest receivables	1,163	803
Fee and commission receivables	163	129
Intangible assets	462	550
Accruals	367	475
Advances paid	86	11
Other receivables from the debtor in the process of reorganization	28	28
Receivables for reimbursements of costs	197	138
Receivables from exceeding limits on current accounts	3,357	385
Deferred tax assets (note 9)	10	5
Other receivables	207	117
	<u>6,040</u>	<u>2,641</u>
Allowance for potential losses contingent on other assets		
- interest (note 5)	23	13
- country risk (note 5)	3	14
- other receivables from the debtor in the process of reorganization (note 5)	28	9
- acquired assets (note 5)	352	260
- overdraft for corporate clients (note 5)	92	12
- other receivables (note 5)	10	11
	<u>508</u>	<u>319</u>
Total	<u>5,532</u>	<u>2,322</u>

NOTES TO THE FINANCIAL STATEMENTS

16. OTHER ASSETS (continued)

The movements on intangible assets for 2012 and 2011 were as follows:

In thousands of EUR	<u>31.12.2012</u>	<u>31.12.2011</u>
Cost		
Balance, 1 January	1,408	1.345
Additions	148	139
Disposals	(1)	(76)
Balance, 31 December	<u>1,555</u>	<u>1,408</u>
Accumulated depreciation		
Balance, 1 January	858	640
Depreciation (note 8)	236	287
Disposals	(1)	(69)
Balance, 31 December	<u>1,093</u>	<u>858</u>
Net book value		
- 31 December	<u><u>462</u></u>	<u><u>550</u></u>

As at 31 December 2012 intangible assets in the amount of EUR 462 thousand mainly related to investment in software totaling EUR 224 thousand, the license in the amount of EUR 68 thousand and leasehold improvements in the amount of EUR 169 thousand.

NOTES TO THE FINANCIAL STATEMENTS

17. DEPOSITS

In thousands of EUR	<u>31.12.2012</u>	<u>31.12.2011</u>
Sight deposits:		
- government agencies	2,661	1,136
- funds	248	35
- municipalities (public organizations)	90	85
- corporate entities with majority state - ownership	2,912	1,572
- privately-owned companies	25,226	22,528
- banks	268	198
- other financial institutions	363	294
- non-profit organizations	2,741	1,305
- retail customers	14,433	12,547
- other	86	50
Short-term deposits:		
- government agencies	600	700
- funds	500	2,000
- corporate entities with majority state - ownership	866	797
- privately-owned companies	6,339	10,762
- banks	465	-
- other financial institutions	3,569	5,205
- non-profit organizations	70	194
- retail customers	24,101	25,430
Long-term deposits:		
- government-owned corporate entities	1,356	700
- privately-owned companies	8,817	2,390
- non-profit organizations	73	23
- other financial institutions	745	275
- retail customers	21,671	9,627
Total	<u>118,200</u>	<u>97,853</u>

A vista deposits of retail customers denominated in EUR are deposited at the interest rate ranging from 0.1% to 1.0% annually. Retail a vista deposits in foreign currency are deposited at an interest rate from 0.1% to 1.0% annually, depending on the currency.

Short-term and long-term deposits of retail customers denominated in EUR are placed at an interest rate from 0.2% to 6.7% annually, depending on the amount of deposit being placed and chosen savings arrangement (up to EUR 5 thousand, from EUR 5 thousand to EUR 50 thousand and over EUR 50 thousand). Short-term and long-term deposits of retail customers in foreign currencies are placed at an interest rate from 1.5% to 3% annually, depending on the currency.

Short-term and long-term deposits of corporate entities denominated in EUR are placed at interest rates from 0.4% to 7% annually, depending on the depositing period and the deposited amount (up to EUR 50 thousand, from EUR 50 thousand to EUR 100 thousand and over EUR 100 thousand). Short-term and long-term deposits of corporate entities in foreign currencies are deposited at interest rates ranging from 0.2% to 3.9%.

A vista deposits of corporate entities, public and other organizations are deposited at interest rate from 0.1% to 1% annually.

NOTES TO THE FINANCIAL STATEMENTS

18. LOANS AND BORROWINGS

In thousands of EUR	Period (Year/Month)	Annually interest rate	December 31, 2012	December 31, 2011
<i>Obligations to foreign creditors</i>				
The European Fund for Southeast Europe ("EFSE") Montenegro B.V.				
	5y	5.43%	3,750	5,000
European Investment Bank ("EIB")	12y	4.032%	2,292	2,499
European Investment Bank ("EIB")	12y	3.923%	1,283	1,400
European Investment Bank ("EIB")	12y	3.604%	3,832	4,000
European Investment Bank ("EIB")	12y	3.168%	2,010	2,010
European Investment Bank ("EIB")	12y	3.019%	1,990	1,990
European Investment Bank ("EIB")	12y	3.841%	3,101	3,101
European Investment Bank ("EIB")	12y	3.181%	899	899
European Investment Bank ("EIB")	12y	2.398%	2,000	-
			<u>17,407</u>	<u>15,889</u>
Podravska Banka D.D. Koprivnica	6m	4.25%	-	2,000
Probanka D.D. Maribor	3m	3.72%	-	2,988
Banca Monte Dei Paschi Di Siena Sp	10m	4.529%	-	1,000
			<u>21,157</u>	<u>26,887</u>
Total			<u><u>21,157</u></u>	<u><u>26,887</u></u>

During year 2010 and 2011, EFSE approved to the Bank a loan in the amount of EUR 5,000 thousand with an interest rate of 5.43% for the period of five years, with a grace period of 12 months i.e. till March 22, 2012. The loan is repaid in equal semi-annual installments. In accordance with the provisions of the agreement concluded with EFSE, the Bank is obliged to keep its business results within certain financial indicators - debt covenants. As at 31 December 2012, the Bank's financial ratios are in line with the terms delineated in the relevant agreements. As at 31 December 2012, the Bank's exposure amounted to EUR 3,750. The loan approved to the Bank is for the purpose of financing sub loans for development of small and medium enterprises (SME), on condition that an individual sub loan does not exceed EUR 100 thousand, or total amount of approved sub loans to the group of related party entities does not exceed EUR 300 thousand.

As at December 31, 2012, the Bank had liabilities towards the EIB based on long-term loans in the amount of EUR 17,407 thousand (December 31, 2011: EUR 15,899 thousand). EIB approved in previous period the Bank a loan in the amount of EUR 16,000 thousand. Also, as of 10 September 2012 the Bank withdraw new loan in the amount of EUR 2,000 thousand from EIB with maturity of 12 years. Loans are granted to promote the development of SME in Montenegro, with a grace period of maximum 2 years. Loans are repaid in semi-annual annuities. As collateral, the Bank provided the guarantee of the Government of Montenegro.

The European Bank for Reconstruction and Development („EBRD“) on 5 November 2012 approved a Loan of EUR 5,000 to the Bank for the period of five years at variable annual interest rate of 4.75% increased for the sum of the Interbank rate for such Interest Period (the final expiration date of this Loan is 15 January 2018). The loan approved to the Bank is directed for the purpose of encouraging the development of micro, small and medium enterprises in Montenegro. As of 31 December 2012 the Bank has not use the funds from the mentioned credit line. The first tranche of EUR 1,500 the Bank withdrew on 29 April 2013. In accordance with the provisions of the Loan agreement concluded with EBRD, the Bank is obliged to align its business results within certain financial indicators - debt covenants.

NOTES TO THE FINANCIAL STATEMENTS

19. LIABILITIES TO THE GOVERNMENT

In thousands of EUR	Period/ Year	Annual interest rate	December 31, 2012	December 31, 2011
Investment and Development Fund of Montenegro A.D., Podgorica	5-10	1.75%-7.5%	2,541	2,368
Directorate for development of small and medium-sized enterprises	4-8	0-1%	<u>521</u>	<u>521</u>
Total			<u>3,062</u>	<u>2,889</u>

As of 31 December 2012, the amount of EUR 3,062 thousand owed to the Government of Montenegro is associated with payables in the amount of EUR 2,541 thousand arising from long-term borrowings from the Investment and Development Fund of Montenegro for financing small and medium enterprises with a grace period from 1 to 2 years, and payables arising from long-term borrowings in the amount of EUR 521 from the Directorate for development of small and medium-sized enterprises with a grace period from 12 to 18 months.

20. OTHER LIABILITIES

In thousands of EUR	31.12.2012	31.12.2011
Liabilities for accrued interest	1,606	1,192
Liabilities for commission	256	97
Deferred loan origination fees	923	823
Accounts payable	232	247
Tax payables	216	206
Deferred tax liabilities (Note 9)	-	21
Liabilities for advance collection of loans	1,009	1,064
Provisions for employee benefits (note 5)	78	65
Other liabilities	<u>411</u>	<u>237</u>
Total	<u>4,731</u>	<u>3,952</u>

As of December 31, 2012, provisions for employee benefits in the amount of EUR 78 thousand are calculated as present value of future expected retirement benefits to employees after they fulfill conditions.

The present value of expected future cash payments towards the employees qualified to receive retirement benefits is determined in accordance with actuarial estimation principles of an independent certified actuary as at December 31, 2012. Technical bases applied in calculating the present value of expected future retirement benefits include implementation of the following:

- a. cumulative figures, prepared in accordance with the calculated possible age of the population of the Republic of Montenegro included in the population census dating from 1980 to 1982, and
- b. annual interest rates of 12% used to discount future retirement payments to employees.

The movements on provisions for employee benefits are as shown in the following table:

In thousands of EUR	2012	2011
Balance, beginning of the year	65	56
Provisions for the period (Note 5)	<u>13</u>	<u>9</u>
Balance, end of the year	<u>78</u>	<u>65</u>

Translation of the financial statements issued in Montenegrin language

NOTES TO THE FINANCIAL STATEMENTS

21. PROVISIONS FOR POTENTIAL LOSSES CONTINGENT ON OFF-BALANCE SHEET CREDIT EXPOSURES

In thousands of EUR	<u>31.12.2012</u>	<u>31.12.2011</u>
Provisions for losses contingent on:		
- off-balance sheet items (Note 5)	654	375
- operational risk (Note 5)	<u>300</u>	<u>300</u>
Total	<u><u>954</u></u>	<u><u>675</u></u>

22. SHARE CAPITAL

As of 31 December 2012 and 2011, the Bank's share capital was comprised of 31,305 ordinary shares with the par value of EUR 511.29. The Law on Banks ("Official Gazette of Montenegro," no. 17/2008, 44/2010, and no. 40/2011) defines that the minimum cash amount of initial capital may not be less than EUR 5,000 thousand. At December 31, 2012, the Bank's capital complied with the prescribed minimum capital requirements.

The ownership structure of the Bank's share capital as of December 31, 2012 and 2011 was as follows:

Shareholder	2012			Number of shares	2011	
	Number of shares	In thousands of EUR	% share		In thousands of EUR	% share
HB - custody account 4	5,281	2,700	16.87%	5,281	2,700	16.87%
Cerere s.r.l	4,360	2,229	13.93%	4,360	2,229	13.93%
Gorgoni Antonia	3,131	1,601	10.00%	3,131	1,601	10.00%
Gorgoni Lorenzo	2,591	1,325	8.28%	2,591	1,325	8.28%
Todorović Miljan	2,316	1,184	7.40%	2,316	1,184	7.40%
Others	<u>13,626</u>	<u>6,967</u>	<u>43.52%</u>	<u>13,626</u>	<u>6,967</u>	<u>43.52%</u>
Total	<u><u>31,305</u></u>	<u><u>16,006</u></u>	<u><u>100%</u></u>	<u><u>31,305</u></u>	<u><u>16,006</u></u>	<u><u>100%</u></u>

NOTES TO THE FINANCIAL STATEMENTS

23. COMPLIANCE WITH THE REGULATIONS OF THE CENTRAL BANK OF MONTENEGRO

The Bank is required to maintain certain ratios pertaining to the volume of its activities and composition of risk assets in compliance with the Law on Banks and regulations of the Central Bank of Montenegro.

In accordance with the Decision on Capital Adequacy in Banks ("Official Gazette of Montenegro," no. 38/2011, 55/2012), the Bank's capital is comprised of the Bank's core capital and supplementary capital, minus deductions. The Bank's capital as of December 31, 2012 amounted to EUR 22,661 thousand (December 31, 2011: EUR 22,540 thousand).

The Bank's core capital formed in accordance with the Decision on Capital Adequacy in Banks, as of December 31, 2012 amounted to EUR 22,661 thousand (December 31, 2011: EUR 22,540 thousand). The Bank's capital as of December 31, 2012 is comprised of the following components: paid-in share capital at nominal value, collected share premiums decreased by the amount of prior period losses and amount of intangible assets and unrealized loss on fair value adjustment of financial assets available for sale, at fair value.

Risk-weighted balance sheet assets and off-balance sheet items formed pursuant to the Decision on Capital Adequacy in Banks, as of December 31, 2012 amounted to EUR 121,048 thousand (December 31, 2011: EUR 106,740 thousand). In accordance with the Decision on Capital Adequacy in Banks of the Central Bank of Montenegro, the Bank is under obligation to maintain the minimum solvency ratio of 10%. The solvency ratio calculated by the Bank as of December 31, 2012 amounted to 15.05% (December 31, 2011: 16.98%) and it is greater than statutory minimum.

As of 31 December 2012 the Bank was in compliance with all regulatory requirements defined by the Central Bank of Montenegro.

24. OFF-BALANCE SHEET ITEMS

In thousands of EUR	<u>31.12.2012</u>	<u>31.12.2011</u>
Guarantees, sureties and irrevocable commitments::		
Guarantees to corporate entities:		
- payment guarantees	25,246	16,327
- performance guarantees	5,509	3,721
- other types of guarantees	5,604	8,034
Commitments arising from undrawn loans	4,972	4,342
Letters of credit	631	-
Other off-balance sheet items:		
- commission banking services	131	131
- custody services	78,000	83,584
- collaterals	365,242	269,274
- written-off loans receivables	3,467	2,576
- current contract for foreign currency transactions / prompt sale of foreign currencies	609	830
Total	<u><u>489,411</u></u>	<u><u>388,819</u></u>

NOTES TO THE FINANCIAL STATEMENTS

25. RELATED PARTY TRANSACTIONS

The Law on Banks ("Official Gazette of Montenegro," no. 17/2008, 44/2010 and no. 40/2011) defines that significant influence on the Bank's operations is by those persons appointing at least one representative in the Board of Directors or some similar board, either through shareholding, through agreement with the owners or otherwise. In accordance with the Law on Banks, related party transactions are presented in the following tables:

In thousands of EUR	<u>31.12. 2012</u>	<u>31.12. 2011</u>
Receivables		
- Miljan Todorović	-	<u>1</u>
	-	1
Payables		
<i>A vista deposits:</i>		
- Miljan Todorović	24	5
- Sigilfredo Montinari	-	1
- Gorgoni Lorenzo	20	15
- Cerere s.r.l	<u>6</u>	-
	50	<u>21</u>
Term deposits		
- Miljan Todorovic	346	<u>360</u>
	<u>346</u>	360
Total payables	<u><u>950</u></u>	<u><u>565</u></u>

Expenses from transactions with related parties during 2012 amounted to EUR 83 thousands (2011: EUR 67 thousands), while income amounted to EUR 19 thousand (2011: EUR 19 thousands).

As at December 31, 2012, receivables from employees amounted to EUR 1,718 thousand (at December 31, 2011: EUR 1,595 thousand), which refer to the approved loans, claims for overdraft on bank accounts and credit cards.

During 2012, total gross remunerations paid to persons with special authorities and responsibilities amounted to EUR 806 thousand (2011: EUR 594 thousand).

NOTES TO THE FINANCIAL STATEMENTS

26. LIQUIDITY GAP BETWEEN FINANCIAL ASSETS AND LIABILITIES

The Bank is exposed to daily requests on its available cash resources which influence the available cash resources held on the current accounts or from deposits. The Bank does not maintain cash resources to meet all of these needs since historical experience demonstrates that a minimum level of reinvestment of maturing funds can be predicted with a high degree of certainty.

The Bank's liquidity, as it's ability to settle it's outstanding liabilities is depending of the balance sheet structures on the one side and of compatibility of assets inflows and outflows on the other side.

The contractual maturities of the Bank's asset and liability components as of December 31, 2012 were as follows:

In thousands of EUR	Up to one month	From 1 to 3 month	From 3 to 6 month	From 6 to 12 month	From 1 to 5 years	Over 5 years	Total
Financial assets							
Cash and deposit accounts with depository institutions	45,136	380	-	-	-	-	45,516
Assets for trade and available for trade, no shares	-	-	-	-	-	-	-
Loans and other receivables	7,528	9,236	12,933	26,709	49,317	11,742	117,465
Securities held to maturity	-	1,047	4,962	98	398	-	6,505
Other financial assets including investments in shares	2,223	209	702	2,389	528	-	6,051
Total	54,887	10,872	18,597	29,196	50,243	11,742	175,537
Financial liabilities							
Deposits	18,693	42,536	10,273	22,502	23,615	581	118,200
Obligations based on loans and other borrowings	-	625	510	1,309	9,047	9,666	21,157
Obligations to the Government	-	115	73	347	2,394	133	3,062
Other financial liabilities	1,831	279	394	528	1,424	196	4,652
Total	20,524	43,555	11,250	24,686	36,480	10,576	147,071
Maturity gap:							
- December 31, 2012	<u>34,363</u>	<u>(32,683)</u>	<u>7,347</u>	<u>4,510</u>	<u>13,763</u>	<u>1,166</u>	<u>28,466</u>
- December 31, 2011	<u>21,240</u>	<u>(20,824)</u>	<u>2,957</u>	<u>409</u>	<u>21,804</u>	<u>532</u>	<u>26,118</u>
Cumulative GAP:							
- December 31, 2012	<u>34,363</u>	<u>1,680</u>	<u>9,027</u>	<u>13,537</u>	<u>27,300</u>	<u>28,466</u>	
- December 31, 2011	<u>21,240</u>	<u>416</u>	<u>3,373</u>	<u>3,782</u>	<u>25,586</u>	<u>26,118</u>	
% of total source of funds:							
- December 31, 2012	<u>23.4%</u>	<u>1.1%</u>	<u>6.1%</u>	<u>9.2%</u>	<u>18.6%</u>	<u>19.4%</u>	
- December 31, 2011	<u>16.2%</u>	<u>0.3%</u>	<u>2.6%</u>	<u>2.9%</u>	<u>19.6%</u>	<u>20.0%</u>	

NOTES TO THE FINANCIAL STATEMENTS

26. LIQUIDITY GAP BETWEEN FINANCIAL ASSETS AND LIABILITIES (continued)

The contractual maturities of the Bank's asset and liability components as of December 31, 2011 were as follows:

In thousands of EUR	Up to one month	From 1 to 3 month	From 3 to 6 month	From 6 to 12 month	From 1 to 5 years	Over 5 years	Total
Financial assets							
Cash and deposit accounts with depository institutions	34,986	3,478	-	36	-	-	38,500
Assets for trade and available for trade, no shares	26	-	-	-	-	-	26
Loans and other receivables	7,892	12,313	13,304	24,249	43,053	12,670	113,481
Securities held to maturity	-	1,094	1,475	-	-	-	2,569
Other financial assets including investments in shares	1,813	-	-	11	483	-	2,307
Total	44,717	16,885	14,779	24,296	43,536	12,670	156,883
Financial liabilities							
Deposits	21,351	31,818	11,224	22,346	9,668	1,446	97,853
Obligations based on loans and other borrowings	1,000	5,613	161	957	9,316	9,840	26,887
Obligations to the Government	145	50	76	183	1,869	566	2,889
Other financial liabilities	981	228	361	401	879	286	3,136
Total	23,477	37,709	11,822	23,887	21,732	12,138	130,765
Maturity gap:							
- December 31, 2011	21,240	(20,824)	2,957	409	21,804	532	26,118
- December 31, 2010	11,240	(10,189)	(595)	1,556	21,140	526	23,678
Cumulative GAP:							
- December 31, 2011	21,240	416	3,373	3,782	25,586	26,118	
- December 31, 2010	11,240	1,051	456	2,012	23,152	23,678	
% of total source of funds:							
- December 31, 2011	16.2%	0.3%	2.6%	2.9%	19.6%	20.0%	
- December 31, 2010	10.7%	1.0%	0.4%	1.9%	22.0%	22.5%	

NOTES TO THE FINANCIAL STATEMENTS

27. INTEREST RATE RISK

The Bank is exposed to various risks associated with the effects of fluctuations in the prevailing levels of market interest rates on its financial position and cash flows. Interest rate risk requires special treatment under the existing local circumstances of frequent interest rate movements, and irregular capital supply and demand. Interest rate risk is unfavourable when there is fluctuation in the price of a loan in relation to the level of the effective interest rates on deposits, and the potential of a reduction in the optimal difference between the average interest rates applied to loans on one side, and to deposits on the other.

The table below shows the Bank's exposure to interest rate risk as of December 31, 2012:

In thousands of EUR	Less than One Month	From 1 to 3 Months	From 3 to 6 Months	From 6 to 12 Months	Over 1 year	Total
Interest rate sensitive assets						
Interest-bearing deposits in other institutions	2,349	-	-	-	-	2,349
Interest bearing securities	-	1,047	4,962	98	398	6,505
Loans and other receivables	7,529	9,236	12,933	26,709	61,059	117,466
Other interest-bearing assets	1,163	10	16	3		1,192
Total	11,041	10,293	17,911	26,810	61,457	127,512
% of the total interest-bearing assets	8.66%	8.07%	14.05%	21.02%	48.20%	100.00%
Interest rate sensitive liabilities						
Interest-bearing deposits	9,588	13,825	14,912	28,609	40,432	107,366
Interest-bearing borrowings	-	740	583	1,656	21,240	24,219
Total	9,588	14,565	15,495	30,265	61,672	131,585
% of the total interest-bearing liabilities	7.29%	11.07%	11.78%	23.00%	46.86%	100.00%
Interest rate exposure:						
- December 31, 2012	<u>1,453</u>	<u>(4,272)</u>	<u>2,416</u>	<u>(3,455)</u>	<u>(215)</u>	<u>(4,073)</u>
- December 31, 2011	<u>2,774</u>	<u>(144)</u>	<u>(527)</u>	<u>(4,684)</u>	<u>9,557</u>	<u>6,976</u>
Cumulative GAP:						
- December 31, 2012	<u>1,453</u>	<u>(2,819)</u>	<u>(403)</u>	<u>(3,858)</u>	<u>(4,073)</u>	
- December 31, 2011	<u>2,774</u>	<u>2,630</u>	<u>2,103</u>	<u>(2,581)</u>	<u>6,976</u>	

NOTES TO THE FINANCIAL STATEMENTS

27. INTEREST RATE RISK (continued)

The table below shows the Bank's exposure to interest rate risk as of December 31, 2011.

In thousands of EUR	Less than One Month	From 1 to 3 Months	From 3 to 6 Months	From 6 to 12 Months	Over 1 year	Total
Interest rate sensitive assets						
Interest-bearing deposits in other institutions	6,571	3,478	-	-	-	10,049
Interest bearing securities	-	1,094	1,475	-	-	2,569
Loans and other receivables	7,892	12,313	13,304	24,249	55,723	113,481
Other interest-bearing assets	803	-	-	-	-	803
Total	15,266	16,885	14,779	24,249	55,723	126,902
% of the total interest-bearing assets	12.03%	13.31%	11.65%	19.11%	43.91%	100.00%
Interest rate sensitive liabilities						
Interest-bearing deposits	11,346	11,366	15,070	27,794	24,574	90,150
Interest-bearing borrowings	1,146	5,663	236	1,139	21,592	29,776
Total	12,492	17,029	15,306	28,933	46,166	119,926
% of the total interest-bearing liabilities	10.42%	14.20%	12.76%	24.13%	38.50%	100.00%
Interest rate exposure:						
- December 31, 2011	2,774	(144)	(527)	(4,684)	9,557	6,976
- December 31, 2010	2,527	7,434	(3,481)	(3,013)	9,674	13,141
Cumulative GAP:						
- December 31, 2011	2,774	2,630	2,103	(2,581)	6,976	
- December 31, 2010	2,527	9,961	6,480	3,467	13,141	

28. CURRENCY RISK

The following table summarizes the net foreign currency position of the Bank as of December 31, 2012. The Bank takes on exposure resulting from fluctuations in the prevailing foreign currency exchange rates on its financial position and cash flows. The management establishes limitations on the exposure levels per currencies and aggregately, and monitors such exposure on regular basis.

NOTES TO THE FINANCIAL STATEMENTS

28. CURRENCY RISK (continued)

In thousands of EUR	<u>RSD</u>	<u>USD</u>	<u>GBP</u>	<u>CHF</u>	<u>Other</u>	<u>Total</u>
Assets in foreign currencies	-	6,680	57	135	6	6,878
Liabilities in foreign currencies	-	<u>7,468</u>	<u>49</u>	<u>135</u>	<u>4</u>	<u>7,656</u>
Net foreign exchange position:						
- December 31, 2012	-	<u>(788)</u>	<u>8</u>	-	<u>2</u>	
- December 31, 2011	-	<u>(194)</u>	<u>2</u>	<u>1</u>	<u>16</u>	
% of first- tier capital:						
- December 31, 2012	-	<u>(3.36%)</u>	<u>0.03%</u>	<u>0.00%</u>	<u>0.01%</u>	
- December 31, 2011	-	<u>(0.83%)</u>	<u>0.01%</u>	<u>0.00%</u>	<u>0.07%</u>	
Aggregate open position:						
- December 31, 2012		<u>(778)</u>				
- December 31, 2011		<u>(175)</u>				
% of first-tier capital:						
- December 31, 2012		<u>(3.32%)</u>				
- December 31, 2011		<u>(0.75%)</u>				

29. LEGAL PROCEEDINGS

As of December 31, 2012, the Bank is defendant in a certain number of legal proceedings, initiated by retail and corporate clients. Total amount of litigation is EUR 39 thousand. The final outcome of the ongoing legal proceedings is uncertain. However, the Bank's management as well as legal consultant does not expect negative outcome of such litigations as well as material affects on financial statements as of December 31, 2012.

Total amount of litigations in which the Bank acts as prosecutor as of December 31, 2012 is EUR 2,601 thousand.

30. EARNINGS PER SHARE

Basic earnings per share is calculated by dividing the annual net gain that is attributable to holders of ordinary shares, divided by the weighted average number of ordinary shares that were outstanding during the period. The Bank is registered as a limited company whose share capital is consisting of 31,305 ordinary shares. Earnings per ordinary share as at December 31, 2012 was equal to EUR 51.69 thousand (December 31, 2011: EUR 51.69 thousand).

NOTES TO THE FINANCIAL STATEMENTS

31. EXCHANGE RATES

The official exchange rates for major currencies used in the translation of balance sheet items denominated in foreign currencies, into EUR as at December 31, 2012 and 2011 were as follows:

	<u>December 31,</u> <u>2012</u>	<u>December 31,</u> <u>2011</u>
USD	0.7586	0.7729
CHF	0.8278	0.8226
GBP	1.2241	1.1972

32. EVENTS AFTER THE BALANCE SHEET DATE

There were no significant events after balance sheet date which would require disclosure in the notes to the Bank's Financial Statements for 2012.

Signed on behalf of Hipotekarna Banka A.D. Podgorica:


Esad Zaimović
Chief Executive Officer




Aleksandar Mitrović
Executive Director of Finance and Informatics

**FOR INTERNAL USE OF
CENTRAL BANK OF MONTENEGRO**

**ANALYSIS TO THE
FINANCIAL STATEMENTS FOR THE YEAR
2012**

ANALYSIS TO THE FINANCIAL STATEMENTS

A ANALYSIS TO FINANCIAL STATEMENTS

I INTRODUCTION

Financial Statements of Hipotekarna banka A.D., Podgorica (hereinafter the „Bank“), which were subject of audit have been prepared in accordance with Accounting standards and regulations of Montenegro and regulations of Central Bank of Montenegro governing financial reporting of banks. The prescribed forms of financial statements were submitted in due time to the Central Bank of Montenegro.

II INCOME STATEMENT AND BALANCE SHEET ANALYSIS

Detailed analysis of the balance sheet and income statement is provided within Notes from 4 to 32 to the financial statements.

B REVIEW AND EVALUATION OF QUALITY AND FINANCIAL POSITION OF THE BANK

I QUALITY OF THE BANK'S ASSET

Classification of asset and off-balance sheet items, in terms of determining asset quality, was carried out in accordance with the Decision issued by Central Bank of Montenegro regarding to minimal standards for managing credit risk in banks („Official Gazette of Montenegro", no. 60/2008 and 41/2009) and the Decision of the Central Bank of Montenegro on temporary measures for managing credit risk in banks ("Official Gazette of Montenegro" no. 64/2009, 87/2009, 66/2010 and 70/2010). On the basis of classification performed and in accordance with internal policies, the Bank has made provisions for potential losses as at December 31, 2012 in amount of EUR 5,415 thousand (December 31, 2011: EUR 5,005 thousand).

Based on audit procedures performed on a sample basis and related to risk classification, the auditor has not found any differences related to the risk classification of the clients that is performed in accordance with the relevant Decisions of the Central Bank of Montenegro.

Classification of the Bank is verified by auditors on a sample covering 54.8 % of the total credit risk exposure at December 31, 2012 (excluding loans granted to retail customers).

Available information on indicators of business of the debtor are taken into account when determining the classification of assets and the required reserves for potential losses of the Bank, as well as the quality of debt service, renewal of loans to the same debtors during the year, the quality of the collection instruments and evidence of credit and interest charges in 2012 and up to day of preparation of financial statements for 2012.

Summing up the results of a quality of balance sheet and off-balance sheet assets of the Bank from the point of payment collection and the need to create reserves for the provision of the Bank from potential losses in accordance with the stated approach, the following relations and parameters were provided:

ANALYSIS TO THE FINANCIAL STATEMENTS

**B REVIEW AND EVALUATION OF QUALITY AND FINANCIAL POSITION OF THE BANK
(continued)**

I QUALITY OF THE BANK'S ASSET (continued)

- Risk-weighted balance sheet and off-balance sheet assets of the Bank as of December 31, 2012 and 2011 consists of the following:

In thousand of EUR	2012			2011		
	Amount	In %	Formed reserve	Amount	In %	Formed reserve
Loans	117,465		4,461	113,481		4,330
Less: Loans secured by cash deposit	(11,824)			(9,652)		
Total	105,641	71.28%	4.461	103,829	72.44	4,330
Accrued interest	1,016	0.69%		803	0.56	
Other asset items	4,462	3.01%		9,118	6.36	
Taken over and potential obligations	37,089	25.02%	954	29,576	20.64	675
Total exposure to risk	148,208	100.00%	5,415	143,326	100.00	5,005

- As at December 31, 2012, the structure of the Bank's investments made by risk categories after decreased for cash deposits is as follows:

In thousand of EUR

Category	Loans	Accrued interest	Off-balance sheet records	Total	In %
A	28,118	251	17,172	45,541	31.68%
B	61,967	683	18,870	81,520	56.71%
C	14,934	82	951	15,967	11.11%
D	622	-	96	718	0.50%
Total	105,641	1,016	37,089	143,746	100.00%

- As at December 31, 2011, the structure of the Bank's investments made by risk categories after decreased for cash deposits is as follows:

In thousand of EUR

Category	Loans	Accrued interest	Off-balance sheet records	Total	In %
A	35,995	234	17,145	53,374	39.80
B	57,942	475	11,735	70,152	52.31
C	8,981	-	543	9,524	7.10
D	911	-	153	1,064	0.79
Total	103,829	709	29,576	134,114	100.00

ANALYSIS TO THE FINANCIAL STATEMENTS

**B REVIEW AND EVALUATION OF QUALITY AND FINANCIAL POSITION OF THE BANK
(continued)**

Risk bearing balance sheet assets comprising the sum of total risk-weighted balance sheet assets and capital required for market risk, operating risk, country risk and other risks multiplied by reciprocal value of minimum capital adequacy ratio required by the Decision on capital adequacy, as at December 31, 2012, represented 69% total assets, before impairment for loan loss provisions and impairment losses on other assets (December 31, 2011: 70.21%).

The loan policy of the Bank is in compliance with the Decision of the Central Bank of Montenegro on minimum standards for the management of loans concentration and doing business with related entities.

II EQUITY AND ADEQUACY OF EQUITY

As of December 31, 2012 and 2011 the share capital of the Bank comprises of 31,305 common shares with nominal value of EUR 511.29.

As of December 31, 2012, retained earnings amounted to EUR 1,311 thousand (December 31, 2011: accumulated loss 306 thousand).

Bank's own funds as at December 31, 2012 amounted to EUR 22,661 thousand (December 31, 2011: EUR 22,540 thousand).

The core equity of the Bank established in accordance with the Decision on Capital Adequacy of the Bank ("Official Gazette of Montenegro" no. 38/2011, 55/2012) as at December 31, 2012 amounted to EUR 22,661 thousand. The core equity of the Bank as at December 31, 2012 consists of core elements of its own funds: share capital paid at nominal value, collected share premium, less accumulated loss from the previous periods, less the amount of intangible assets and less unrealized loss from fair value adjustments of financial assets available for sale recognized at fair value.

As at December 31, 2012, the Bank has supplementary capital in the amount of EUR (20) thousand which refers to revalorization reserves from fair value adjustments of available for sale financial instruments.

Risk-weighted balance sheet and off-balance sheet assets, formed in accordance with the Decision on Adequacy of equity of the Bank at December 31, 2012 amounted to EUR 121,048 thousand (as at December 31, 2011: EUR 106,740 thousand).

Capital required for market risk at 31 December 2012 amounts to EUR 144 thousand, for operational risk EUR 1,718 thousand, for country risk EUR 599 thousand and other risks EUR 495 thousand.

In accordance with the Decision on Adequacy of equity of the banks, the Bank is in obligation to maintain a minimal level of solvency ratio of 10%. The solvency ratio of the Bank, as at December 31, 2012 amounted to 15.05% (as at December 31, 2011: 16.98%) and is higher than prescribed minimum.

As at 31 December 2012 the Bank was in compliance with all prescribed regulatory requirements of the Central bank of Montenegro.

ANALYSIS TO THE FINANCIAL STATEMENTS

**B REVIEW AND EVALUATION OF QUALITY AND FINANCIAL POSITION OF THE BANK
(continued)**

III LIQUIDITY OF THE BANK

Liquidity risk management is defined by the Procedure for managing liquidity risk which defines that the responsibilities in managing the Bank's liquidity bear the following authorities of the Bank:

- Management of the Bank
- Asset and liability Committee (ALCO)
- Payments and funds management department, other Bank's departments and services.

The Bank maintains its liquidity by constantly monitoring the alignment of resources and placements in order to be able to settle on maturity date all its commitments and commitments of its depositors, while at the same time the Bank is trying to meet the needs of the shareholders and business customers in approving the loans, i.e. to adjust maturities of loans with borrower's needs.

Liquidity of the Bank as at December 31, 2012 and 2011 can be closely looked from the following indicators:

			<u>2012</u>	<u>2011</u>
Loans -----	= 117,465	x 100 =	99.38%	115.97%
Deposits	= 118,200			
Cash and deposit accounts held with depository institutions -----	= 45,516	x 100 =	38.51%	39.35%
Deposits	= 118,200			
Cash and deposit accounts held with depository institutions -----	= 45,516	x 100 =	26.19%	24.74%
Total assets	= 173,777			
Cash and deposit accounts held with depository institutions -----	= 45,516	x 100 =	130.50%	41.48%
Short-term liabilities	= 34,877			

Maturity alignment of financial assets and Bank's liabilities as at December 31, 2012 has been shown in note 26 to the financial statements.

IV INTEREST RATE RISK

Existing interest rates are determined by a Decision on the interest rate. This decision defines the basic goals and guidelines for interest rate policy, principles and methods of determining the interest rates, by which the Bank arranges agreements, calculate and charge interest on loans and other receivables, i.e. pays on deposits and other funds received.

The Bank is exposed to various risks associated with the effects of fluctuations in the prevailing levels of market interest rates on its financial position and cash flows. As a result of such changes, an interest margin of the Bank could be increased, but also decreased and loss can occur in a case of unexpected interest rate fluctuation.

Interest rate risk as at December 31, 2012 is shown in note 27 to the financial statements.

ANALYSIS TO THE FINANCIAL STATEMENTS

**B REVIEW AND EVALUATION OF QUALITY AND FINANCIAL POSITION OF THE BANK
(continued)**

IV INTEREST RATE RISK (continued)

In accordance with the policy for managing market risks, the Bank controls the risk of interest rate fluctuations by establishing internal limitations for the ratio of total bank exposure to interest rate changes.

Defining the limits, boundaries are established for the level of exposure to interest rate risk in the following manner, and in accordance with the Policy of managing market risks in Hipotekarna Banka A.D., Podgorica:

- The average interest margin must not fall below 40% of the average lending interest rates.
- The Bank follows and establishes the average lending and deposit interest rates, by putting the ratio of earned interest income for the reference period with an average interest bearing assets for the reference period to determine the average lending interest rates, as well as by putting in relation actual interest expense for the observed period with an average interest bearing liabilities for the reference period in order to establish the average deposit interest rate. The difference got by subtracting the average deposit interest rate from the average lending interest rate, represents the interest margin, which must not fall below 40% of the average lending interest rate, calculated in the aforesaid manner.
- The aforesaid calculation is done for a particular month, as well as cumulatively for the period from the beginning of the year until the reference period, according to provided data, movement of average lending and deposit interest rates and movement of the interest margin for the reference month and period can be followed.

In a case that an average interest margins fall under 40% of the average lending interest rates, Risk management department, i.e. Risk monitoring and reporting department will inform the ALCO Committee, which is obliged to recommend measures for maintaining operations within the defined limits:

- The total annual cumulative difference for the position in EUR must not exceed 45% of total assets, i.e. 45% of total liabilities,
- The total semi-annual cumulative difference for the position in EUR must not exceed 36% of total assets, i.e. 36% of total liabilities,
- The total annual and semi-annual cumulative difference for the position for particular currencies must not exceed 9% of total assets, i.e. 9% of total liabilities,
- Observed aggregation for the position in all currencies, the total annual cumulative difference must not exceed 54% of total assets, i.e. 54% of total liabilities,
- Observed aggregation for the position in all currencies, the total semi-annual cumulative difference must not exceed 45% of total assets, i.e. 45% of total liabilities.

ANALYSIS TO THE FINANCIAL STATEMENTS

**B REVIEW AND EVALUATION OF QUALITY AND FINANCIAL POSITION OF THE BANK
(continued)**

IV INTEREST RATE RISK (continued)

Lending interest rates applied to loans granted to corporate entities during 2012 are as follows:

Type of a loan	Interest rate per a year
Overdraft	7.95 - 14.00
Cash loans	3.00 - 14.00
Revolving loans	3.00 - 14.00
Loans for payment obligations to the suppliers	10.50 - 14.00
Factoring loans	11.50 - 15.00
Car loans	11.00 - 14.0
Refinancing loans to other bank liabilities	10.50 - 14.00
Loans based on 100% time deposit	deposit interest rate + 2.00 - 4.00
Loans for financing export receivables	10.00 - 13.50
Loans to financing the purchase of equipment	10.00 - 13.50
Loans to financing and adoption of business premises	10.00 - 13.50
Loans to financing the purchase of fixed assets	10.00 - 13.50
Loans for the preparation of tourist season	13.00
Mortgage loans	12.50 - 15.00

Lending interest rates applied to loans granted to retail customers during 2012 are as follows:

Type of a loan	Interest rate
Cash loans	0.90 - 1.80 p.m.
Mortgage loans	0.95 - 1.50 p.m.
Loans for sailors	1.00 - 1.20 p.m.
Loans for students	1.00- 1.20 p.m.
Loans for retired people	0.95 - 1.20 p.m.
Customer loans	0.90 - 1.40 p.m.
Overdraft	10.50 - 14.60 p.a.
Agricultural loans	1.10 p.m.
Loans for the purchase of goods	0.90 - 1.40 p.m.
Lombard loans based on collateral of term deposits of 100%	+2.50 p.m. to deposit interest rate

ANALYSIS TO THE FINANCIAL STATEMENTS**B REVIEW AND EVALUATION OF QUALITY AND FINANCIAL POSITION OF THE BANK
(continued)****IV INTEREST RATE RISK (continued)**

Deposit interest rates which were applicable on corporate entities during 2012 are as follows:

Deposit type	Interest rate p.a.
A vista deposits to corporate entities	0.10 - 1.00
Term deposits in dollars - USD	0.40 - 3.90
Term deposits in euros - EUR	0.40 - 7.00
Term deposits in foreign currencies (AUD,CAD,CHF,GBP)	0.20 - 2.00

Deposit interest rates which were applicable on retail customers during 2012 are as follows:

Deposit type	Interest rate p.a.
Children's savings Mravac - term cumulative savings	3.00 - 6.70
Term cumulative savings	3.00 - 6.70
Term savings in USD, Term cumulative savings in USD, Children's savings Mravac - term cumulative savings in USD, Rent savings in USD	1.50 - 3.00
Term savings in EUR	0.20 - 6.70
Term savings, Term cumulative savings, Children's savings Mravac - term cumulative savings, Rent savings - in foreign currencies (AUD, CAD, CHF, GBP)	1.50 - 2.00
Rent savings	3.00 - 6.70
Savings on demant	0.10 - 1.00

V CURRENCY RISK

The Decision issued by the Central Bank of Montenegro on minimal standards for market risk management in banks establishes the following limits regarding the open foreign currency position:

- Individual open position at the end of the day for the currencies of daily exchange rate on the reference list of the European Central Bank - max 15% of the core capital.
- The aggregate open position at the end of the day for the currencies of daily exchange rate on the reference list of the European Central Bank - max 20% of the core capital
- The net open positions at the end of the day for other currencies, may amount to no more than 5% of the core capital on an individual basis (currencies which are not at the reference exchange rate list of the European Central Bank)
- The net open positions at the end of the day for other currencies, may amount to no more than 10% of the core capital on an aggregate basis.

ANALYSIS TO THE FINANCIAL STATEMENTS

**B REVIEW AND EVALUATION OF QUALITY AND FINANCIAL POSITION OF THE BANK
(continued)**

V CURRENCY RISK (Continued)

As at December 31, 2012, foreign currency exposure of the Bank was as follows:

In thousands of EUR	RSD	USD	GBP	CHF	Other	Total
Assets in foreign currencies	-	6,680	57	135	6	6,878
Liabilities in foreign currencies	-	7,468	49	135	4	7,656
Net foreign exchange exposure:						
- December 31, 2012	-	(788)	8	-	2	
- December 31, 2011.	-	(194)	2	1	16	
% of first-tier capital:						
- December 31, 2012	-	(3.36%)	0.03%	0.00%	0.01%	
- December 31, 2011	-	(0.83%)	0.01%	0.00%	0.07%	
Aggregate open position:						
- December 31, 2012		(778)				
- December 31, 2011		(175)				
% of first-tier capital:						
- December 31, 2012		(3.32%)				
- December 31, 2011		(0.75%)				

VI COUNTRY RISK

In accordance with the Decision of the Central Bank of Montenegro on methodology for measuring country risk in the banks ("Official Gazette of Montenegro" no. 60/2008), the Bank has adopted a Policy and Procedures of country risk management. Country risk presents a probability of incurring losses to the Bank, due to the inability to collect receivables from entities outside Montenegro because of political, social and economic reasons of the country where the seat of the debtor is.

Country risk as at December 31, 2012 was calculated using the current methodology Rating of debtor countries. Country risk management policy defines the following percentages of reserves in line with the "rating" of country the Bank has exposure to (Standard & Poors):

Risk categories	Risk weight
Non-risk countries	0%
Low-risk countries	50-100%
Medium-risk countries	150-250%
High-risk countries	minimum 300%

As at December 31, 2012, the Bank has presented expense from additional reserves for the Bank's exposure to country risk in the amount of EUR 3 thousand (December 31, 2011: EUR 14 thousand).

ANALYSIS TO THE FINANCIAL STATEMENTS

**B REVIEW AND EVALUATION OF QUALITY AND FINANCIAL POSITION OF THE BANK
(continued)**

VII OPERATIONAL RISK

In accordance with the Decision of the Central Bank of Montenegro on minimum standards for operational risk management in banks ("Official Gazette of Montenegro" no. 24/2009), which was adopted at the Council meeting of the Central Bank of Montenegro, held on February 23 and 24, 2009 the Bank has adopted a Policy for managing operational risk.

Operational risk is defined as the risk of loss due to improper or inappropriate conduct and actions of employees, inadequate and / or errors in processes and organization, inadequate and / or errors in systems and infrastructure or due to external factors and influences.

In accordance with the Decision of the Central Bank of Montenegro, the Bank is obliged to inform the Central Bank of losses arising from operational risk exceeding 1% of venture capital, at the latest within eight working days from the date of loss.

As at December 31, 2012, the provisions for operational risk amount to EUR 300 thousand (December 31, 2011: EUR 300 thousand).

VIII INTERNAL CONTROL AND INTERNAL AUDIT SYSTEM

Organizational structure of the Bank establishes levels and lines of authority and responsibility with a clear segregation of function of management and leadership function. The management bodies are: the Assembly of the Bank and the Board of Directors of the Bank.

Bank is managed by the General Executive Director of the Bank.

The Bank, as a separate organizational unit, organized Internal Audit department. Internal audit department performs its activities in accordance with the internal audit procedures and annual plan of activities.

In accordance with these internal procedures the internal audit activities include but are not limited to:

- Compliance with relevant rules, guidelines, instructions and standards;
- Evaluation of the reliability of rules and division of duties within the banking operations;
- Review and estimation of effectiveness and benefits of financial and administrative controls;
- Monitoring the adequacy, reliability, safety integrity of accounting and other management information systems;
- Review of effectiveness and efficiency of banking operations;
- Testing the validity of measures used to achieve banking operations;
- Test and evaluation of the adequacy and effectiveness of internal control system;
- Review of application and effectiveness of risk management procedures and assessment of the methodology of risk assessment;
- Assessment of information systems, with special emphasis on electronic information systems and banking application;

ANALYSIS TO THE FINANCIAL STATEMENTS

**B REVIEW AND EVALUATION OF QUALITY AND FINANCIAL POSITION OF THE BANK
(continued)**

VIII INTERNAL CONTROL AND INTERNAL AUDIT SYSTEM (continued)

- Assessment of the accuracy and reliability of accounting financial statements;
- Assessment of the banking system in the determination of capital in relation to the estimated risk;
- Testing of transactions and functioning of specific internal control procedures;
- Adherence to legal and statutory regulations, code of ethics, implementation of policies and procedures;
- Conducting special investigations.

When reporting to the Bank's management, internal audit operates independently in order to establish and report on the adequacy, reliability and effectiveness of controls used by the Bank's risk management, which has a preventive effect on achievement of the objectives of banking, and reporting whether the banking resources are used efficiently and effectively in achieving the objectives of banking.

C REVIEW OF BANK'S ORGANIZATIONAL STRUCTURE

The Bank performs its activity in central office in Podgorica and branch offices in Podgorica, Bijelo Polje, Budva, Nikšić, Bar, Herceg Novi, Berane, Kotor, Ulcinj and Danilovgrad, as well as in branches in Podgorica, Tivat, Tuzi and Cetinje.

The Bank carries on business activities through the following bodies and organizational components:

1. Assembly of Shareholders
2. The Board of Directors
 - 2.1 The Audit Committee
 - 2.2 Credit Risk Management Committee
 - 2.3 Asset and Liabilities Committee (ALCO)
 - 2.4 Committee for IT system development and change management
 - 2.5 Internal Audit Department
 - 2.6 Compliance department
 - 2.7 The authorized person for the prevention of money laundering and terrorist financing.
 - 2.8 Head of Information Systems Security
3. Chief Executive Officer
 - 3.1 Administrative and HR Service
 - 3.2 Payments and fund management
 - 3.2.1 Domestic payments
 - 3.2.2 International Payments
 - 3.2.3 Fund management service
 - 3.2.4 Custody and deposits service
 - 3.2.4.1 Custody department
 - 3.2.4.2 Deposits department
 - 3.2.5 Brokerage service sector
4. Executive Director of Commercial Affairs
 - 4.1 Commercial Sector
 - 4.1.1 New products development Service and Marketing
 - 4.1.2 Business Network
5. Risk Management Executive Director
 - 5.1 Risk Management Sector
 - 5.1.1 Loan Analysis Sector

ANALYSIS TO THE FINANCIAL STATEMENTS

C REVIEW OF BANK'S ORGANIZATIONAL STRUCTURE (continued)

- 5.1.2 Sector for managing risk assets
- 5.1.3 Risk monitoring and reporting sector
- 5.1.4 Loan portfolio control department

6. Executive Director of Finance and Informatics

- 6.1 Division of Finance and Informatics
 - 6.1.2 Accounting and Reporting
 - 6.1.3 Department of General Affairs
 - 6.1.4 Billing Department
 - 6.1.5 IT Department

As of December 31, 2012, the Bank had 166 employees (December 31, 2011: 163 employees).

Qualification structure of the Bank, as at December 31, 2012 and 2011 were as follows:

	No. of employees	In %	No. of employees	In %
Masters	6	4	6	4
University degree (four years)	77	46	78	48
College degree (two years)	16	10	17	10
Bachelor	17	10	12	7
High school degree	50	30	50	31
Qualified				
	166	100	163	100

The members of Board of Directors as at December 31, 2012 were:

Name	Function
Sigilfredo Montinari	President
Božana Kovačević	Vice president
Dolly Predović	Member
Miljan Todorović	Member
Snježana Pobi	Member
Renata Vinković	Member
Esad Zaimović	Member

The members of Credit Risk Management Committee, as at December 31, 2012 were:

Name	Function
Renata Vinković	President
Sigilfredo Montinari	Member
Esad Zaimović	Member

The members of the Audit Board, as at December 31, 2012, were:

Name	Function
Marko Žigmund	President
Božana Kovačević	Member
Jovan Papić	Member

As at December 31, 2012 the Chief Executive Officer was Mr. Esad Zaimović.

As at December 31, 2012 Chief Internal Auditor was Mr. Veselin Ivanović.

ANALYSIS TO THE FINANCIAL STATEMENTS

D REPORT IN SHORT FORM

In accordance with the Decision on Reports which banks submit to the Central Bank of Montenegro, the report in a short form consists of Auditor's opinion on financial statements of the bank, Income Statement and Balance Sheet, data on the composition of the Board of Directors, the Committee on Credit Risk Management and Supervisory Committee, information about the Chief Executive Officer and the Chief Internal Auditor of the Bank and data on performance indicators.

*This is English translation of the Report
originally issued in Montenegrin language
(For management purposes only)*

INDEPENDENT AUDITOR'S REPORT

TO THE OWNERS OF HIPOTEKARNA BANKA A.D., PODGORICA

Report on Financial Statements

We have audited the accompanying financial statements of Hipotekarna banka A.D., Podgorica (hereinafter: the Bank), which comprise the balance sheet as at 31 December 2012 and the income statement, statement of changes in equity and cash flow statement for the year then ended, and a summary of significant accounting policies and other explanatory notes.

Management's Responsibility for the Financial Statements

Management is responsible for the preparation and fair presentation of these financial statements in accordance with the Law on Accounting and Auditing and the regulations of the Central Bank of Montenegro governing financial reporting of banks, and for such internal control as management determines is necessary to enable the preparation of financial statements that are free from material misstatement, whether due to fraud or error.

Auditor's Responsibility

Our responsibility is to express an opinion on these financial statements based on our audit. We conducted our audit in accordance with International Standards on Auditing. Those standards require that we comply with ethical requirements and plan and perform the audit to obtain reasonable assurance about whether the financial statements are free from material misstatement.

An audit involves performing procedures to obtain audit evidence about the amounts and disclosures in the financial statements. The procedures selected depend on the auditor's judgment, including the assessment of the risks of material misstatement of the financial statements, whether due to fraud or error. In making those risk assessments, the auditor considers internal control relevant to the entity's preparation and fair presentation of the financial statements in order to design audit procedures that are appropriate in the circumstances, but not for the purpose of expressing an opinion on the effectiveness of the entity's internal control. An audit also includes evaluating the appropriateness of accounting policies used and the reasonableness of accounting estimates made by management, as well as evaluating the overall presentation of the financial statements.

We believe that the audit evidence we have obtained is sufficient and appropriate to provide a basis for our audit opinion.


Opinion

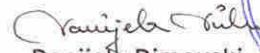
In our opinion, the financial statements give a true and fair view of the financial position of the Bank as at 31 December 2012 and of its financial performance and its cash flows for the year then ended in accordance with the Law on Accounting and Auditing and the regulations of the Central Bank of Montenegro governing financial reporting of banks.

Podgorica, 23 April 2013

Ernst & Young Montenegro d.o.o.
Podgorica, Crna Gora

Stephen Fish
Partner




Danijela Dimovski
Authorized auditor



INCOME STATEMENT FOR THE YEAR ENDED 31 DECEMBER 2012


In thousands of EUR	Notes	2012	2011
Interest income	3.1, 4a	11,915	11,405
Interest expenses	3.1, 4b	(4,312)	(3,873)
Net interest income		7,603	7,532
Provision expenses	3.6, 5	(1,651)	(2,160)
Net income		5,952	5,372
Fee and commission income	3.1, 6a	4,045	3,817
Fee and commission expenses	3.1, 6b	(751)	(645)
Net fee and commission income		3,294	3,172
NET INTEREST, FEE AND COMMISSION INCOME		9,246	8,544
Other income, net	7	684	511
General expenses	8	(8,201)	(7,379)
NET INCOME BEFORE EXTRAORDINARY ITEMS		1,729	1,676
Extraordinary income		81	27
Extraordinary expenses		(17)	(13)
Net extraordinary income		64	14
PROFIT BEFORE TAX	9b	1,793	1,690
Income taxes	3.3, 9a	(176)	(168)
NET PROFIT FOR THE YEAR		1,617	1,522

The accompanying notes on pages 7 to 39 form an integral part of the Financial Statements.

The Financial Statements are approved by the Management of Hipotekarna banka A.D., Podgorica, as of April 19, 2013.

Signed on behalf of Hipotekarna Banka A.D. Podgorica:


 Esad Zaimović
 Chief Executive Officer


 Aleksandar Mitrović
 Executive Director of Finance and Informatics

Translation of the financial statements issued in Montenegrin language



STATEMENT OF THE FINANCIAL POSITION AS OF 31 DECEMBER 2012

In thousands of EUR	Notes	31.12.2012	31.12.2011
ASSETS			
Cash and deposit accounts held with depository institutions	3,4,10	45,516	38,500
Securities available for sale, other than shares		-	26
Loans and leases	11	117,465	113,481
Minus: Loan loss allowances	5	(3,953)	(4,011)
Securities held to maturity	12	6,505	2,569
Factoring and forfeiting		113	9
Receivables in respect of custody operations		36	39
Business premises and other fixed assets	13	1,740	1,950
Repossessed assets	14	575	478
Equity investments in other legal entities	15	248	230
Other assets	16	6,040	2,641
Less: Provision for potential losses from other assets	16	(508)	(319)
Total assets		173,777	155,593
LIABILITIES			
Deposits	17	118,200	97,853
Liabilities in respect of custody operations		932	247
Loans and borrowings	18	21,157	26,887
Liabilities to the Government	19	3,062	2,889
Other liabilities	20	4,731	3,952
Provisions for potential losses on off-balance sheet exposures	21	954	675
Total liabilities		149,036	132,503
EQUITY			
Share capital	22	16,006	16,006
Share premium		7,444	7,444
Revaluation reserves		(20)	(54)
Retained earnings / Accumulated loss		1,311	(306)
Total equity		24,741	23,090
Total liabilities and equity		173,777	155,593
OFF-BALANCE SHEET ITEMS	24	489,411	388,819

The accompanying notes on pages 7 to 39 form an integral part of the Financial Statements.

The Financial Statements are approved by the Management of Hipotekarna banka A.D., Podgorica, as of April 19, 2013.

Signed on behalf of Hipotekarna Banka A.D. Podgorica:



 Esad Zaimović
 Chief Executive Officer


 Aleksandar Mitrović
 Executive Director of Finance and Informatics

Translation of the financial statements issued in Montenegrin language

ANALISYS TO FINANCIAL STATEMENTS

DATA ON COMPOSITION OF BOARD OF DIRECTORS, CREDIT RISK MANAGEMENT COMMITTEE, SUPERVISORY COMMITTEE, CHIEF EXECUTIVE OFFICER AND CHIEF INTERNAL AUDITOR OF THE BANK

The members of Board of Directors as at December 31, 2012 were:

Name	Function
Sigilfredo Montinari	President
Božana Kovačević	Vice president
Dolly Predović	Member
Miljan Todorović	Member
Snježana Pobi	Member
Renata Vinković	Member
Esad Zaimović	Member

The members of Credit Risk Management Committee, as at December 31, 2012 were:

Name	Function
Renata Vinković	President
Sigilfredo Montinari	Member
Esad Zaimović	Member

The members of the Internal Audit Board, as at December 31, 2012 were:

Name	Function
Marko Žigmond	President
Božana Kovačević	Member
Jovan Papić	Member

As at December 31, 2012 the Chief Executive Officer was Mr. Esad Zaimović.

As at December 31, 2012 the Chief Internal auditor was Mr. Veselin Ivanović.

BANK'S PERFORMANCE INDICATORS AS AT DECEMBER 31, 2012

Bank's performance indicators as at December 31, 2012 and 2011 were as follows:

Indicators	<u>2012</u>	<u>2011</u>
Core equity	EUR 22,661 thousand	EUR 22,594 thousand
Additional equity	nill thousand	(54) thousand
Bank's funds	EUR 22,661 thousand	EUR 22,540 thousand
Risk weighted balance and off-balance sheet assets	EUR 121,048 thousand	EUR 106,740 thousand
Solvency ratio	15.05%	16.98%
Return on average assets	0.98%	1.07%
Return on average equity	6.77%	6.81%